

451-3

FRANKLIN
INSTITUTE
LIBRARY

A CATALOG OF

*Cutter Street and
Industrial Lighting
Fixtures*



NUMBER THIRTEEN

George Cutter Company

SOUTH BEND, INDIANA, U.S.A.

AMERICAN
MUSEUM OF
NATURAL HISTORY

A CATALOG OF

THE COLLECTION

NUMBERED



THE

Geological and Anthropological

SOUTH BEND, INDIANA

MAR 24 1915

CATALOGUE No. 13

CUTTER
STREET AND INDUSTRIAL
LIGHTING FIXTURES



CUTTER STREETHOODS
CUTTER ARC BRACKETS
CUTTER MAST ARMS
CUTTER LAMP PULLEYS
CUTTER INSULATORS AND CROSS-ARMS
CUTTER POLE LINE MATERIAL
CUTTER MAZDAARCS AND PENDANTS
CUTTER ORNAMENTAL POSTS AND BRACKETS
CUTTER SOL-LUX INDUSTRIAL LIGHTING
REFLECTORS AND FIXTURES

The products of over a quarter of a century devoted to the
design and manufacture of electrical lighting equipment

GEORGE CUTTER COMPANY
SOUTH BEND, INDIANA, U. S. A.

CATALOGUE NUMBER 13

This catalogue has been compiled to cover the latest in high efficiency lighting fixtures, particularly those for the Type C Mazda lamps. In this respect, Catalogue Number 13 supersedes Schedules A to I, inclusive, of our General Catalogue Number 12, and all bulletins and circulars published prior to January 1, 1915.

Special attention is called to pages 55 to 61 inclusive covering Sol-lux Industrial Lighting Reflectors and Fixtures.

The catalogue is classified according to schedules as follows:

Schedule A—Streethoods and Brackets.....	Pages 3 to 15
Schedule C—Arc Fixtures and Mast Arms.....	Pages 16 to 18
Schedule D—Pulleys and Windlasses	Pages 19 to 22
Schedule E—Insulators and Cross-Arms.....	Pages 23 to 25
Schedule F—Pole Line Material	Pages 26 to 30
Schedule G—Mazda arcs and Pendants	Pages 31 to 32
Schedule H—Sol-lux Industrial Lighting Reflectors and Fixtures.....	Pages 55 to 61
Schedule I—Ornamental Posts and Brackets	Pages 33 to 54

Except where listing covers fixtures wired ready for hanging, all devices will be shipped unwired. Although illustrations usually show the lamps in the fixtures, these are not included.

TERMS

OUR TERMS ARE NET SIXTY DAYS, 10 PER CENT FOR CASH IF PAID WITHIN THIRTY DAYS AND A FURTHER DISCOUNT OF 2 PER CENT IF PAID WITHIN TEN DAYS FROM DATE OF INVOICE.

New customers without satisfactory rating will avoid delay by remitting with order or by sending satisfactory references.

C. O. D. shipments will be made only when order is accompanied by a 25 per cent remittance to cover transportation charges both ways.

ALL FORMER PRICES COVERING THE ARTICLES HEREIN LISTED ARE HEREBY WITHDRAWN; ALL PRICES ARE SUBJECT TO CHANGE WITHOUT NOTICE AND ARE F. O. B. SOUTH BEND, INDIANA.

All packing and crating is done with great care and we positively will not be responsible for breakage or loss in transit. We have a clear receipt from the transportation company and there our responsibility ceases. All shipments should be carefully examined before accepting them and claims for shortages or breakages made at that time.

We will gladly lend all possible assistance in securing satisfactory adjustment of such claims.

Weights listed are shipping weights and are based on shipments of standard package quantities. Goods must not be returned without first obtaining our permission.

Trade numbers should be used wherever possible. If the goods differ from those listed in this catalogue, they should be described as similar to, giving the trade number, and following with a description.

State on all orders whether same are to be shipped by freight or express. In the absence of instructions we will use our judgment as to the best routing.

All contracts and orders are subject to strikes and contingencies beyond our control.

EFFICIENT AND ARTISTIC LIGHTING WITH CUTTER STREETHOODS AND BRACKETS

TYPE C LAMPS

The development of the Type C lamps and the design of reflector equipment for their proper application to specific lighting requirements, have made it possible to obtain high efficiency and pleasing effects under almost every conceivable condition. The shape of the filaments of these new lamps permits of greater accuracy in light distribution than formerly obtained. Their operating characteristics, however, in the large sizes, have presented new problems necessitating ventilation and elimination of glare. These have been solved so successfully that it is possible to secure light of any desired intensity and so distributed over a given area, that a well lighted street is now easily realized and at a low cost.

CUTTER REFLECTORS

As no single unit or lamp has been found applicable to all lighting requirements, we have designed a complete line of reflectors in several shapes and sizes to accommodate different sizes of lamps and to accomplish varied results. Characteristic curves for each style of reflector as shown on the following pages, will assist the illuminating engineer in selecting proper equipment for any particular installation.

The size of lamp is given for each style and size of reflector. Where several reflectors are recommended for a lamp of given candle power rating, one should be guided by the distribution curves. Expert engineering advice will be given upon request.

EFFICIENCY AND DISTRIBUTION

While lamp efficiency is a very important consideration in street lighting, proper distribution of the light is even more important in affording useful illumination. Therefore, the value of a reflector is determined principally by the way in which the light is distributed over a given area. With the Radial Bowl and Inverted Cone Reflectors, the maximum amount of light is directed into planes where it is most needed to obtain uniform illumination. Enough light passes above the horizontal plane of the lamp to show the outlines of building fronts.

SPACING AND MOUNTING HEIGHTS

Local conditions govern spacing and mounting heights. Where there are shade trees, the fixtures should be hung low enough for the light to clear the foliage, otherwise they should be placed well above the ground. The size of lamp and style of reflector determine the actual heights as follows: 15 to 18 feet for Radial Bowl Reflectors with 100 candle power and smaller lamps; 20 to 25 feet with 250 candle power and larger lamps; 12 to 15 feet for Flat Radial Wave Reflectors; 10 to 15 feet for 18-inch Inverted Cone Reflectors, and 12 to 20 feet for 22-inch Inverted Cone Reflectors.

CUTTER BRACKETS


Reflectors with suspension parts are listed in this catalogue as streethood bodies. Interchangeable parts make it easy to convert from one style to another. Brackets for supporting the streethood bodies are listed separately. These are made in plain and ornamental types and of such a variety of designs that it is possible to select a complete fixture to meet any requirement for efficient and artistic lighting.

10 90-B5075 TCF

CUTTER RADIAL STREETHOOD BODIES

SCHEDULE A—STANDARD PACKAGE QUANTITY, 20 OF ONE STYLE OR TRADE NUMBER

A Radial Streethood Body consists of a ventilated iron canopy threaded for $\frac{3}{4}$ -inch pipe or adapter or for $1\frac{1}{4}$ -inch pipe; a porcelain housing with attachments for either multiple or series sockets and a porcelain enameled Radial Reflector with or without diffusing glassware. The porcelain housing is made for use with either inner-wired or outer-wired fixtures and is covered with a weatherproof glaze of an attractive color. Wires leading to the socket may be tied securely in the rim of the porcelain, thus eliminating the necessity of a cross-arm.† Where list prices include sockets, Cutter Lamp Grip Multiple Sockets or Regent Film Sockets* will be supplied.




18-inch Radial Bowl Streethood Body, Showing use of Simple Cross-Arm and Locknut for $\frac{3}{4}$ -inch Gooseneck Suspension



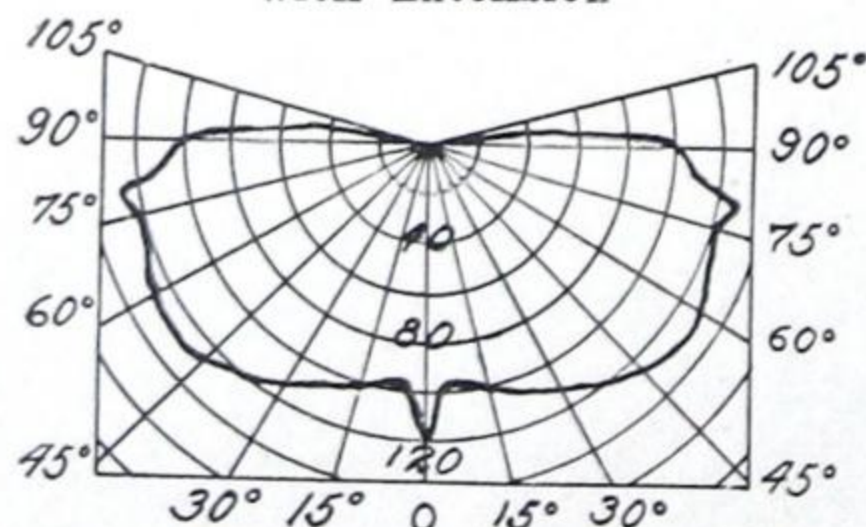
20-inch Radial Bowl Streethood Body, with Extension



20-inch Flat Radial Streethood Body



20-inch Flat Radial Streethood Body with Extension



Distribution Curve for 100 C. P. Lamp and 18-inch Radial Bowl Reflector

18-INCH RADIAL BOWL STREETHOOD BODIES

For 60, 80 and 100 C. P. Series and 300-watt or Smaller Multiple Type C Mazda Lamps

TRADE NO.		Description	Ship. Wt., Lbs.	Price Each
For $\frac{3}{4}$ -inch Pipe	For $1\frac{1}{4}$ -inch Pipe			
20001	20002	Medium screw socket	$13\frac{5}{8}$	\$5.70
20003	20004	Mogul Screw Socket	14	6.00
20005	20006	*Regent Film Socket	$14\frac{1}{4}$	7.00
20007	20008	Without socket	$12\frac{3}{4}$	5.20

20-INCH RADIAL BOWL STREETHOOD BODIES

For 60, 80 and 100 C. P. Series and 300-watt or Smaller Multiple Type C Mazda Lamps

20009	20010	Medium screw socket	$14\frac{7}{8}$	6.20
20011	20012	Mogul Screw Socket	$15\frac{1}{4}$	6.50
20013	20014	*Regent Film Socket	$15\frac{1}{2}$	7.50
20015	20016	Without socket	14	5.70

20-INCH RADIAL BOWL STREETHOOD BODIES WITH EXTENSION

For 250, 400 and 600 C. P. Series and 400-watt or Larger Multiple Type C Mazda Lamps

20017	20018	Medium screw socket	$15\frac{7}{8}$	6.70
20019	20020	Mogul Screw Socket	$16\frac{1}{4}$	7.00
20021	20022	*Regent Film Socket	$16\frac{1}{2}$	8.00
20023	20024	Without socket	15	6.20

24-INCH RADIAL BOWL STREETHOOD BODIES WITH ACORN DIFFUSER

For 250, 400 and 600 C. P. Series and 400, 500, 750 and 1000-watt Multiple Type C Mazda Lamps

20025	20026	Medium screw socket	$26\frac{7}{8}$	11.20
20027	20028	Mogul Screw Socket	$27\frac{1}{4}$	11.50
20029	20030	*Regent Film Socket	$27\frac{1}{2}$	12.50
20031	20032	Without socket	26	10.70

If Acorn Diffuser is not wanted, deduct \$3.75 list.

20-INCH FLAT RADIAL STREETHOOD BODIES

For Old Style Series and Small Multiple Lamps

20033	20034	Medium screw socket	$12\frac{1}{8}$	4.95
20035	20036	Mogul Screw Socket	$12\frac{1}{2}$	5.25
20037	20038	*Regent Film Socket	$12\frac{3}{4}$	6.25
20039	20040	Without socket	$11\frac{7}{8}$	4.45

20-INCH FLAT RADIAL STREETHOOD BODIES WITH EXTENSION

For 60, 80 and 100 C. P. Type C Street Series Lamps

20041	20042	Medium screw socket	$13\frac{1}{8}$	5.95
20043	20044	Mogul Screw Socket	$13\frac{1}{2}$	6.25
20045	20046	*Regent Film Socket	$13\frac{3}{4}$	7.25
20047	20048	Without socket	$12\frac{7}{8}$	5.45

†Simple Cross-Arm No. 20752 with $\frac{3}{4}$ -inch locknut may be attached to canopy for $\frac{3}{4}$ -inch gooseneck suspension. Add 30 cents to list price.

*Standard Film Socket shown on page 14 will be furnished in place of Regent when so ordered.


CUTTER STREETHOOD BODIES

SCHEDULE A—STANDARD PACKAGE QUANTITY, 20 OF ONE STYLE OR TRADE NUMBER

A Refractor or Diffuser Streethood Body consists of a ventilated iron canopy threaded for $\frac{3}{4}$ -inch pipe or adapter or for $1\frac{1}{4}$ -inch pipe; a porcelain housing with attachments for either multiple or series sockets, a porcelain enameled reflector and a prismatic glass refractor or opal diffuser. The porcelain housing is made for use with either inner-wired or outer-wired fixtures and is covered with a weather-proof glaze of an attractive color. Wires leading to the socket may be tied securely in the rim of the porcelain housing, thus eliminating the necessity of a cross-arm.† Where list prices include sockets, Cutter Lamp Grip Multiple Sockets or Regent Film Sockets* will be supplied.



18-inch Radial Bowl Streethood Body with Large Refractor



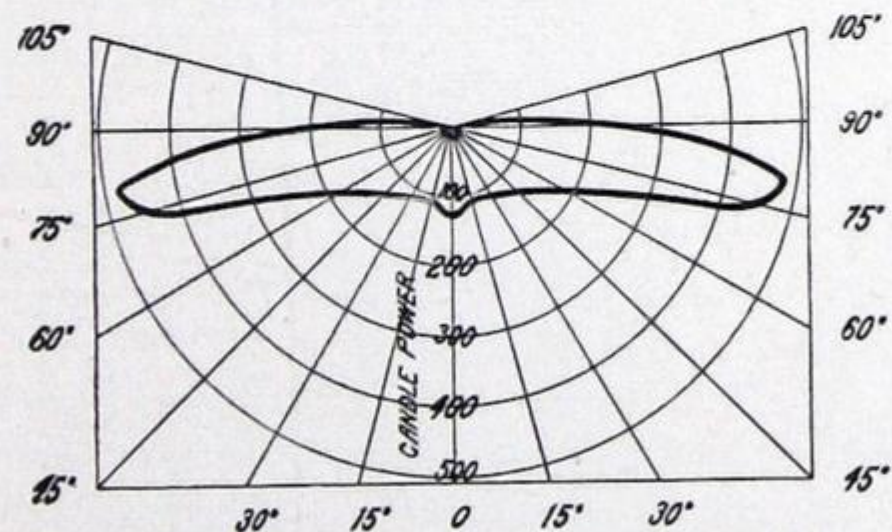
18-inch Radial Bowl Streethood Body with Large Opal Diffuser



12-inch Extended Dome Streethood Body with Small Refractor



15-inch Extended Dome Streethood Body with Large Opal Diffuser



Distribution Curve for 250 C. P. Lamp and 18-inch Radial Bowl Reflector with Large Refractor

18-INCH RADIAL BOWL BODIES WITH REFRACTOR

For 250, 400 and 600 C. P. Type C Series Mazda Lamps

TRADE No.		Description	Ship. Wt., Lbs. Each	Price Each
For $\frac{3}{4}$ -in. Pipe	For $1\frac{1}{4}$ -in. Pipe			
20049	20050	Medium screw socket...	21 $\frac{1}{2}$	\$13.95
20051	20052	Mogul Screw Socket....	21 $\frac{3}{4}$	14.25
20053	20054	*Regent Film Socket....	22	15.25
20055	20056	Without socket.....	21	13.45

18-INCH RADIAL BOWL BODIES WITH OPAL DIFFUSER

For 250, 400 and 600 C. P. Type C Series Mazda Lamps

20057	20058	Medium screw socket...	17 $\frac{1}{2}$	7.45
20059	20060	Mogul Screw Socket....	17 $\frac{3}{4}$	7.75
20061	20062	*Regent Film Socket....	18	8.75
20063	20064	Without socket.....	17	6.95

12-INCH EXTENDED DOME BODIES WITH REFRACTOR

For 60, 80 and 100 C. P. Type C Series Mazda Lamps

20065	20066	Medium screw socket...	14 $\frac{5}{8}$	8.70
20067	20068	Mogul Screw Socket....	15	9.00
20069	20070	*Regent Film Socket....	15 $\frac{1}{4}$	10.00
20071	20072	Without socket.....	13 $\frac{3}{4}$	8.20

12-INCH EXTENDED DOME BODIES WITH OPAL DIFFUSER

For 60, 80 and 100 C. P. Type C Series Mazda Lamps

20073	20074	Medium screw socket...	12 $\frac{5}{8}$	5.95
20075	20076	Mogul Screw Socket....	13	6.25
20077	20078	*Regent Film Socket....	13 $\frac{1}{4}$	7.25
20079	20080	Without socket.....	11 $\frac{3}{4}$	5.45

15-INCH EXTENDED DOME BODIES WITH REFRACTOR

For 250, 400 and 600 C. P. Type C Series Mazda Lamps

20081	20082	Medium screw socket...	19 $\frac{5}{8}$	13.45
20083	20084	Mogul Screw Socket....	20	13.75
20085	20086	*Regent Film Socket....	20 $\frac{1}{4}$	14.75
20087	20088	Without socket.....	18 $\frac{3}{4}$	12.95

15-INCH EXTENDED DOME BODIES WITH OPAL DIFFUSER

For 250, 400 and 600 C. P. Type C Series Mazda Lamps

20089	20090	Medium screw socket...	15 $\frac{5}{8}$	6.95
20091	20092	Mogul Screw Socket....	16	7.25
20093	20094	*Regent Film Socket....	16 $\frac{1}{4}$	8.25
20095	20096	Without socket.....	14 $\frac{3}{4}$	6.45

PARTS FOR STREETHOOD BODIES

20097	20098	Canopy only.....	1 $\frac{3}{4}$.35
20099		Canopy only for insulating joint on Style B bracket.....	1 $\frac{3}{4}$.35
20750		Porcelain housing.....	6 $\frac{1}{4}$	2.10
20751		Simple Cross-Arm.....	1 $\frac{1}{2}$.25
20752		Same, with $\frac{3}{4}$ -inch locknut for gooseneck suspension.....	1 $\frac{5}{8}$.30

†Simple Cross-Arm No. 20752 with $\frac{3}{4}$ -inch locknut may be attached to canopy for $\frac{3}{4}$ -inch gooseneck suspension. Add 30 cents to list price.

*Standard Film Socket shown on page 14 will be furnished in place of Regent when so ordered.

CUTTER INCANDESCENT BRACKETS

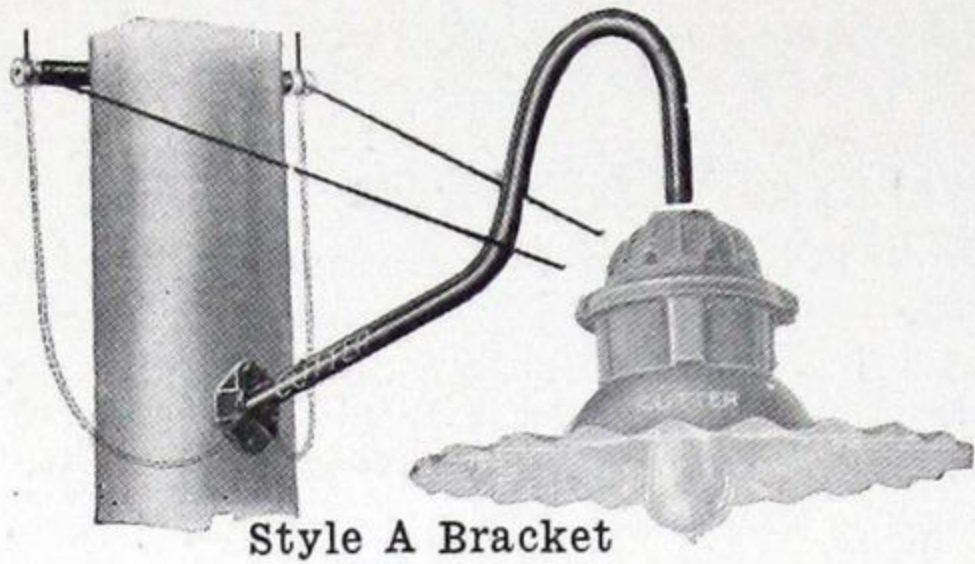
FOR STREETHOOD BODIES

SCHEDULE A—STANDARD PACKAGE QUANTITY, 20 OF ONE STYLE OR TRADE NUMBER

Brackets listed on this page are designed for streethood bodies listed on the two preceding pages. Prices cover brackets only. The list price of a complete fixture is obtained by adding to the price of the bracket, the price of the streethood body selected.

STYLE A BRACKETS


Style A bracket consists of 4-foot gooseneck of $\frac{3}{4}$ -inch pipe No. 21443 and grooved pole plate No. 21438 which allows inner wiring when desired. Brace arm on back of pole guides the line wires to the streethood body, where they may be fastened in holes in the rim of the porcelain housing or to cross-arm No. 20752.



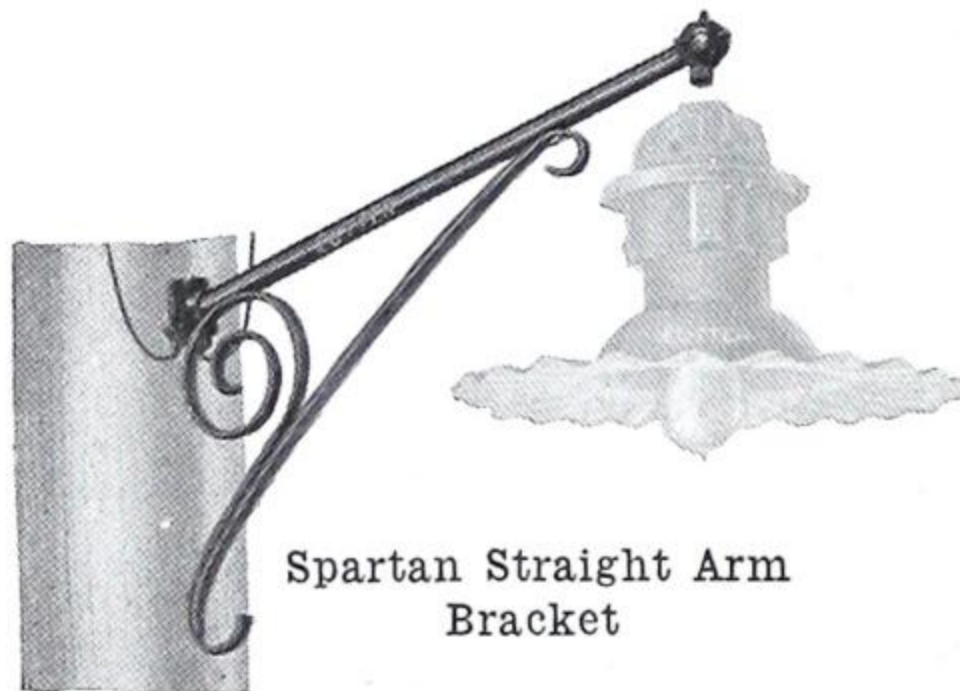
Style A Bracket



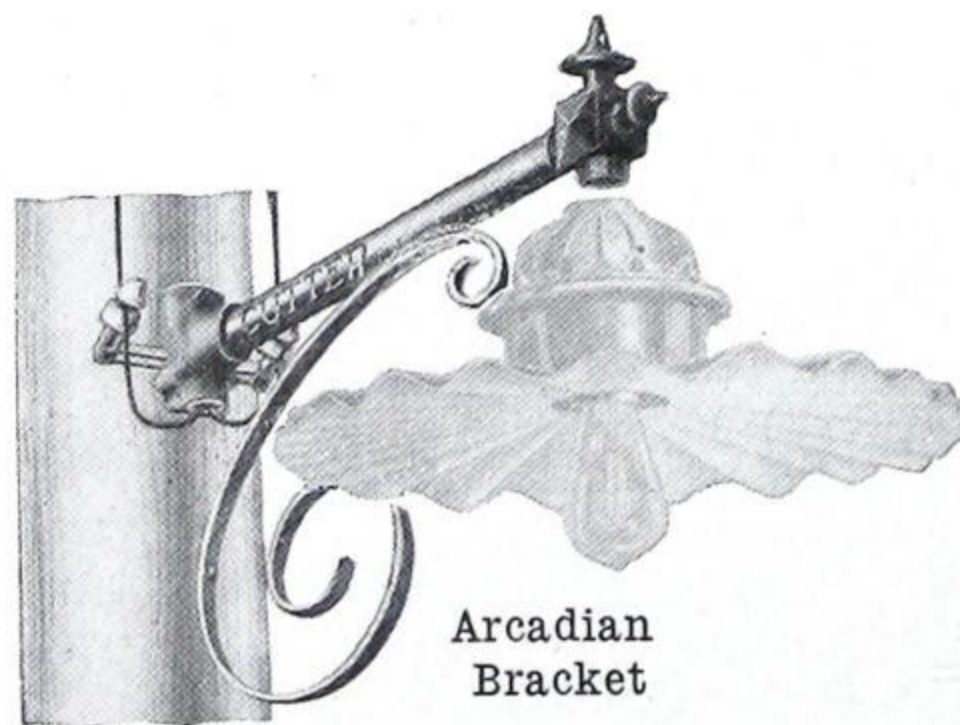
Majestic Bracket



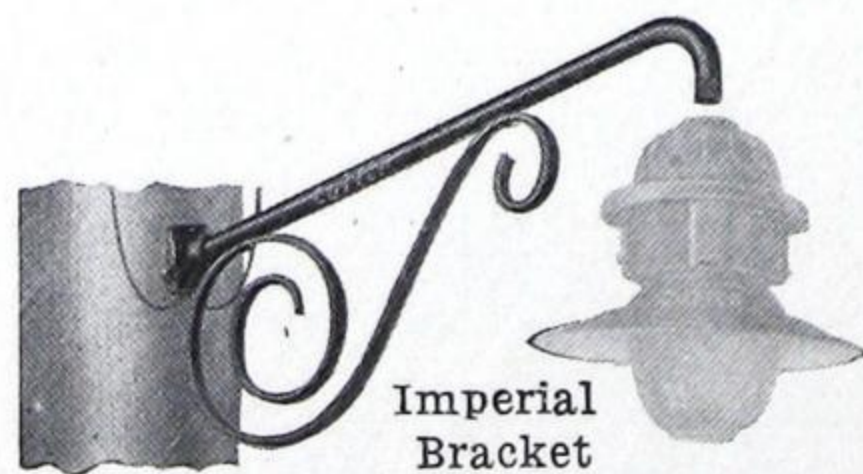
Boulevard Telescope Bracket



Spartan Straight Arm Bracket



Arcadian Bracket



Imperial Bracket

Trade No.	Description	Ship. Wt., Lbs. Each	Price Each
21521	With brace arm.....	10	\$1.85
21522	Without brace arm.....	7	1.30

STYLE B BRACKETS

Similar to Style A, with a Cutter High Voltage Insulating Joint to separate gooseneck and canopy. This insulating joint allows inner wiring. When outside wires are used, they are tied in holes in the rim of the porcelain housing. When ordering streethood bodies for Style B brackets, specify three-hole canopy No. 20099.

21523	With brace arm.....	13	2.60
21524	Without brace arm.....	10	2.05

MAJESTIC BRACKETS

Made of $1\frac{1}{4}$ -inch pipe with flat iron scroll and fancy grooved pole plate. Holds the lamp 4 feet from the pole. Scroll will be made of channel iron instead of flat iron when so ordered, at \$1.00 list additional.

21525	Bracket, scroll and pole plate only.....	26	4.00
-------	--	----	------

BOULEVARD TELESCOPE BRACKETS

The $\frac{3}{4}$ -inch pipe telescopes into the $1\frac{1}{4}$ -inch pipe, allowing adjustments of 5 to 7 feet. A heavy three-hole pole plate with cross-arm and porcelain elbow makes the bracket easy to put up and wire, serving also as a protection for the wires. The knurled set screw in the pipe and the pole step in the lower corner of the scroll are for the convenience of the lineman when renewing lamps.

21526	With pony glass insulators...	33	4.70
-------	-------------------------------	----	------

SPARTAN STRAIGHT ARM BRACKETS

Consists of grooved pole plate, 4-foot arm of $1\frac{1}{4}$ -inch pipe, fancy headpiece and artistic flat iron scroll. Channel iron scroll, \$1.00 list extra.

21527	With $1\frac{1}{4}$ -inch nipple.....	24	3.25
-------	---------------------------------------	----	------

ARCADIAN BRACKETS

A substantial 3-foot fixture made of $1\frac{1}{4}$ -inch (bore) pipe with three-hole pole plate, insulators, porcelain elbow (to prevent abrasion of wires) wrought iron scroll and cast iron headpiece.

21528	With $1\frac{1}{4}$ -inch nipple.....	17	3.25
-------	---------------------------------------	----	------

ARCADIAN JUNIOR BRACKETS

Similar to Arcadian, with 20-inch extension and pole plate used on Spartan Straight Arm Bracket.

21529	With $1\frac{1}{4}$ -inch nipple.....	14	2.25
-------	---------------------------------------	----	------

IMPERIAL BRACKETS

A 4-foot arm of $1\frac{1}{4}$ -inch pipe with a quarter bend is threaded on the outer end for supporting streethood bodies with $1\frac{1}{4}$ -inch canopies. A channel iron scroll will be furnished in place of flat iron for \$1.00 list additional.


21530	With grooved pole plate.....	20	3.00
-------	------------------------------	----	------

CUTTER CENTER SUSPENSION STREETHOODS


SCHEDULE A—STANDARD PACKAGE QUANTITY, 20 OF ONE STYLE OR TRADE NUMBER

STYLE D—LOOP SUSPENSION


A simple form of suspension fixture consisting of a streethood body without cross-arm, a $\frac{3}{4} \times \frac{7}{16}$ -inch adapter and a malleable iron arc ring.




Style D with 18-inch Radial Bowl Reflector



Style D with 20-inch Radial Bowl Reflector with Extension



Style DX with 18-inch Radial Bowl Reflector and Refractor



Style EX with 12-inch Extended Dome Reflector and Small Refractor

Medium Screw Socket			Mogul Screw Socket			*Regent Film Socket		
Trade No.	Wt., Lbs. Each	Price Each	Trade No.	Wt., Lbs. Each	Price Each	Trade No.	Wt., Lbs. Each	Price Each
21531	14 $\frac{1}{4}$	\$5.95	21532	14 $\frac{3}{4}$	\$6.25	21533	15	\$7.25
With 18-inch Radial Bowl and Large Refractor								
21534	22 $\frac{1}{4}$	14.20	21535	22 $\frac{3}{4}$	14.50	21536	23	15.50
With 18-inch Radial Bowl and Large Opal Diffuser								
21537	18 $\frac{1}{4}$	7.70	21538	18 $\frac{3}{4}$	8.00	21539	19	9.00
With 20-inch Radial Bowl Reflector								
21540	15 $\frac{1}{2}$	6.45	21541	16	6.75	21542	16 $\frac{1}{4}$	7.75
With 20-inch Radial Bowl, with Extension								
21543	16 $\frac{1}{2}$	6.95	21544	17	7.25	21545	17 $\frac{1}{4}$	8.25
With 24-inch Radial Bowl Reflector								
21546	18 $\frac{1}{2}$	7.70	21547	19	8.00	21548	19 $\frac{1}{4}$	9.00
With 24-inch Radial Bowl and Acorn Diffuser								
21549	27 $\frac{1}{2}$	11.45	21550	28	11.75	21552	28 $\frac{1}{4}$	12.75
With 20-inch Flat Radial Wave Reflector								
21553	13	5.20	21554	13 $\frac{1}{2}$	5.50	21555	13 $\frac{3}{4}$	6.50
With 20-inch Flat Radial Wave Reflector, with Extension								
21556	14	6.20	21557	14 $\frac{1}{2}$	6.50	21558	14 $\frac{3}{4}$	7.50
With 12-inch Extended Dome and Small Refractor								
21559	15 $\frac{1}{4}$	8.95	21560	15 $\frac{3}{4}$	9.25	21561	16	10.25
With 15-inch Extended Dome and Large Refractor								
21565	20 $\frac{1}{4}$	13.70	21566	20 $\frac{3}{4}$	14.00	21567	21	15.00

STYLE DX—LOOP SUSPENSION

Similar to Style D, with Simple Cross-Arm No. 20751, which fits between the canopy and the $\frac{3}{4}$ -inch adapter. In ordering, use same trade number as for Style D, but with prefix "DX." Add 25 cents to list prices and 1 $\frac{1}{2}$ pounds to shipping weights.

STYLE E—INSULATED LOOP SUSPENSION

Consists of Style D, with a Cutter High Voltage Insulator between the arc ring and adapter.

With 18-inch Radial Bowl Reflector			With 18-inch Radial Bowl and Large Refractor			With 18-inch Radial Bowl and Opal Diffuser		
21571	16 $\frac{1}{2}$	6.85	21572	17	7.15	21573	17 $\frac{1}{4}$	8.15
21574	24 $\frac{1}{2}$	15.10	21575	25	15.40	21576	25 $\frac{1}{4}$	16.40
With 20-inch Radial Bowl Reflector								
21577	20 $\frac{1}{2}$	8.60	21578	21	8.90	21579	21 $\frac{1}{4}$	9.90
With 20-inch Radial Bowl, with Extension								
21580	17 $\frac{3}{4}$	7.35	21581	18 $\frac{1}{4}$	7.65	21582	18 $\frac{1}{2}$	8.65
With 24-inch Radial Bowl Reflector								
21583	18 $\frac{3}{4}$	7.85	21584	19 $\frac{1}{4}$	8.15	21587	19 $\frac{1}{2}$	9.15
With 24-inch Radial Bowl and Acorn Diffuser								
21588	20 $\frac{3}{4}$	8.60	21589	21 $\frac{1}{4}$	8.90	21590	21 $\frac{1}{2}$	9.90
With 20-inch Flat Radial Wave Reflector								
21591	29 $\frac{3}{4}$	12.35	21592	30 $\frac{1}{4}$	12.65	21593	30 $\frac{1}{2}$	13.65
With 20-inch Flat Radial Wave Reflector, with Extension								
21594	15 $\frac{1}{4}$	6.10	21595	16 $\frac{1}{2}$	6.40	21596	16 $\frac{3}{4}$	7.40
With 12-inch Extended Dome and Small Refractor								
21597	16 $\frac{1}{4}$	7.10	21598	16 $\frac{3}{4}$	7.40	21599	17 $\frac{1}{4}$	8.40
With 15-inch Extended Dome and Large Refractor								
21604	17 $\frac{1}{2}$	9.85	21605	18	10.15	21606	18 $\frac{1}{4}$	11.15
21610	22 $\frac{1}{2}$	14.60	21611	23	14.90	21612	23 $\frac{1}{4}$	15.90

STYLE EX—INSULATED LOOP SUSPENSION

Consists of Style E with Simple Cross-Arm No. 20751. In ordering, use trade numbers for Style E fixtures with prefix "EX." Add 25 cents to list prices and 1 $\frac{1}{2}$ pounds to shipping weights.


SUSPENSION PARTS

Trade No.	Description	Wt., Lbs., Each	Price, Each
20751	Simple Cross-Arm	1 $\frac{1}{2}$	\$0.25
20753	$\frac{3}{4} \times \frac{7}{16}$ -inch adapter	$\frac{1}{2}$.15
20754	Arc ring with $\frac{7}{16}$ -inch stud	$\frac{1}{4}$.10
20755	H. V. insulator with $\frac{7}{16}$ -in. studs	2 $\frac{1}{4}$.90


*Standard Film Socket furnished in place of Regent when so ordered. See pages 13 and 14.

CUTTER CENTER SUSPENSION STREETHOODS

SCHEDULE A—STANDARD PACKAGE QUANTITY, 20 OF ONE STYLE OR TRADE NUMBER




Style F with 18-inch Radial Bowl Reflector



Style F with 24-inch Radial Bowl Reflector and Acorn Diffuser



Style FX with 18-inch Radial Bowl Reflector and Large Refractor



Style GX with 20-inch Flat Radial Wave Reflector

STYLE F—CABLE GRIP SUSPENSION

Consists of a streethood body with $\frac{3}{4}$ -inch adapter and cable clamp. This clamp permits the cable to enter at one point on one side and at a higher or lower point on the other side so the fixture can be made level irrespective of the varying heights of cable attachments.

With this style of fixture, no cross-arm is used. The line wires are looped into holes in the rim of the porcelain and tied securely in place.

Trade No.	Medium Screw Socket		Mogul Screw Socket		*Regent Film Socket			
	Wt., Lbs. Each	Price Each	Trade No.	Wt., Lbs. Each	Price Each	Trade No.	Wt., Lbs. Each	Price Each
21843	16 $\frac{1}{4}$	\$6.35	21844	16 $\frac{3}{4}$	\$6.65	21845	17	\$7.65
21846	24 $\frac{1}{4}$	14.60	21847	24 $\frac{3}{4}$	14.90	21848	25	15.90
21849	20 $\frac{1}{4}$	8.10	21850	20 $\frac{3}{4}$	8.40	21851	21	8.90
21852	17 $\frac{1}{2}$	6.85	21853	17 $\frac{3}{4}$	7.15	21854	18	8.15
21855	18 $\frac{1}{2}$	7.35	21856	19	7.65	21857	19 $\frac{1}{4}$	8.65
21858	20 $\frac{1}{2}$	8.10	21859	21	8.40	21862	21 $\frac{1}{4}$	9.40
21863	29 $\frac{1}{2}$	11.85	21864	30	12.15	21865	30 $\frac{1}{4}$	13.15
21866	15	5.60	21867	15 $\frac{1}{2}$	5.90	21868	15 $\frac{3}{4}$	6.90
21869	16	6.60	21870	16 $\frac{1}{2}$	6.90	21871	16 $\frac{3}{4}$	7.90
21872	17 $\frac{1}{4}$	9.35	21873	17 $\frac{3}{4}$	9.65	21874	18	10.65
21878	22 $\frac{1}{4}$	14.10	21879	22 $\frac{3}{4}$	14.40	21880	23	15.40

STYLE FX—CABLE GRIP SUSPENSION

Consists of Style F with a Cable Cross-Arm No. 20756. In ordering, use trade numbers of Style F fixtures with prefix "FX". Add 40 cents to list and 2 pounds to shipping weights.

STYLE G—INSULATED CABLE GRIP SUSPENSION

Similar to Style F, with a Cutter High Voltage Insulator between the adapter and cable clamp.

Trade No.	With 18-inch Radial Bowl Reflector		With 18-inch Radial Bowl and Large Opal Diffuser		With 18-inch Radial Bowl and Large Refractor		With 20-inch Radial Bowl Reflector		With 20-inch Radial Bowl, with Extension		With 24-inch Radial Bowl Reflector		With 24-inch Radial Bowl and Acorn Diffuser		With 20-inch Flat Radial Wave Reflector		With 20-inch Flat Radial Wave Reflector, with Extension		With 12-inch Extended Dome and Small Refractor		With 15-inch Extended Dome and Large Refractor					
	Wt., Lbs. Each	Price Each	Trade No.	Wt., Lbs. Each	Price Each	Trade No.	Wt., Lbs. Each	Price Each	Trade No.	Wt., Lbs. Each	Price Each	Trade No.	Wt., Lbs. Each	Price Each	Trade No.	Wt., Lbs. Each	Price Each	Trade No.	Wt., Lbs. Each	Price Each	Trade No.	Wt., Lbs. Each	Price Each			
21884	18 $\frac{1}{2}$	7.25	21885	19	7.55	21886	19 $\frac{1}{4}$	8.55	21887	26 $\frac{1}{2}$	15.50	21888	27	15.80	21889	27 $\frac{1}{4}$	16.80	21890	22 $\frac{1}{2}$	9.00	21891	23	9.30	21892	23 $\frac{1}{4}$	10.30
21893	19 $\frac{3}{4}$	7.75	21894	20 $\frac{1}{4}$	8.05	21895	20 $\frac{1}{2}$	9.05	21896	20 $\frac{3}{4}$	8.25	21897	21 $\frac{1}{4}$	8.55	21898	21 $\frac{1}{2}$	9.55	21899	22 $\frac{3}{4}$	9.00	21900	23 $\frac{1}{4}$	9.30	21901	23 $\frac{1}{2}$	10.30
21902	31 $\frac{3}{4}$	12.75	21903	32 $\frac{1}{4}$	13.05	21904	32 $\frac{1}{2}$	14.05	21905	17 $\frac{1}{4}$	6.50	21906	17 $\frac{3}{4}$	6.80	21907	18	7.80	21908	18 $\frac{1}{4}$	7.50	21909	18 $\frac{3}{4}$	7.80	21910	19	8.80
21911	19 $\frac{1}{2}$	10.25	21912	20	11.05	21913	20 $\frac{1}{4}$	12.05	21917	24 $\frac{1}{2}$	15.00	21918	25	15.30	21919	25 $\frac{1}{4}$	16.30									

STYLE GX—INSULATED CABLE GRIP SUSPENSION

Same as Style G, with a Cable Cross-arm No. 20756. In ordering, use trade numbers of Style G fixtures with prefix "GX." Add 40 cents to list prices and 2 pounds to shipping weights.

SUSPENSION PARTS

Trade No.	Description	Wt., Lbs., Each	Price, Each
20756	Cable Cross-Arm	2	\$0.40
20757	Cable Grip Clamp	2 $\frac{1}{4}$.50

*Standard film socket furnished in place of Regent when so ordered. See pages 13 and 14.

CUTTER INVERTED CONE STREETHOOD BODIES

SCHEDULE A—STANDARD PACKAGE QUANTITY, 20 OF ONE STYLE OR TRADE NUMBER

Inverted Cone Streethood Bodies are made in two sizes with 18 and 22-inch hoods, respectively. The same reflector is used with both. The reflector shape, which resembles the frustrum of an inverted cone, is designed to throw the reflected rays out at a distance where they are needed to help the direct rays of the lamp. The hood overlaps the reflector so that most of the light passing above the horizontal is redirected into useful planes. Distribution curves show that the 18-inch size gives splendid results with 60, 80 and 100 candle power series lamps and small multiple lamps. The 22-inch size gives higher efficiency with the same lamps and is always recommended for 100 and 250 candle power series lamps.

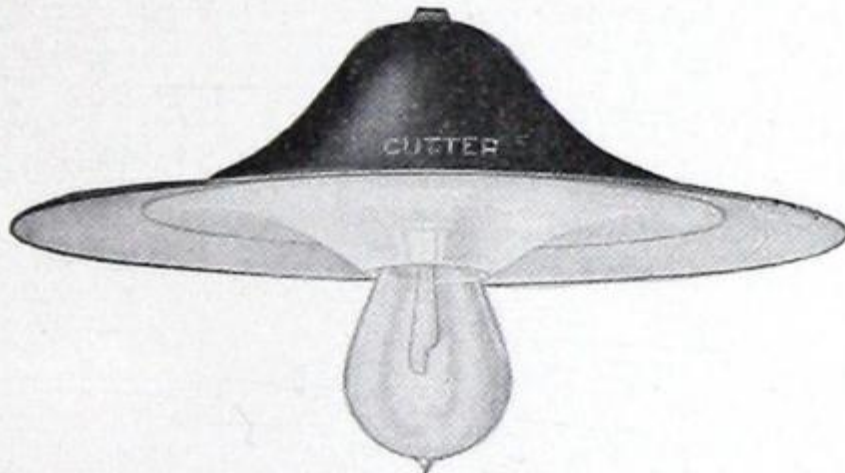
Bodies listed below are for use with brackets illustrated on pages 10 and 11. An Inverted Cone Body consists of a hood top, reflector, hood fork with 3/4-inch rigid male nipple and with or without socket, according to list.

The hoods and reflectors are made of special deep drawing steel and finished in either high grade weather-resisting baked paint enamel or porcelain enamel.

The hood fork has a flange near the top which fits directly beneath the upper portion of the hood. The 3/4-inch nipple is made a rigid part of the flange, projecting above it for connection to the cross-arm of outer-wired brackets or to the hood flange which is screwed on the outer end of inner-wired brackets.



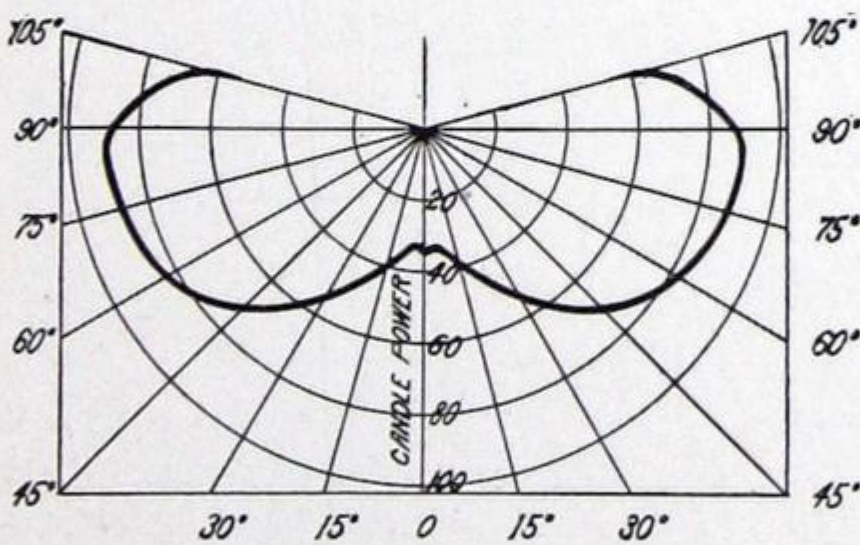
18-inch Inverted Cone Streethood Body



22-inch Inverted Cone Streethood Body



22-inch Hood, Reflector and Regent Film Socket with Hood Fork and 3/4-inch Rigid Nipple



Distribution Curve for 80 C. P. Lamp and 18-inch Inverted Cone Streethood Body

CUTTER INVERTED CONE STREETHOOD BODIES

With 18-inch Hood—Paint Enamel Finish

Trade No.	Description	Wt., Lbs. Each	Price Each
21682	Medium screw socket.....	5 1/2	\$1.90
21683	Mogul Screw Socket.....	5 3/4	2.20
21684	*Regent Film Socket.....	6	3.20
21685	Without socket.....	4 3/4	1.40

With 18-inch Hood—Porcelain Enamel Finish

21686	Medium screw socket.....	6 3/4	3.40
21687	Mogul Screw Socket.....	7	3.70
21688	*Regent Film Socket.....	7 1/4	4.70
21689	Without socket.....	6 1/2	2.90

With 22-inch Hood—Paint Enamel Finish

21690	Medium screw socket.....	7 3/4	2.50
21691	Mogul Screw Socket.....	8	2.80
21692	*Regent Film Socket.....	8 1/4	3.80
21693	Without socket.....	7	2.00

With 22-inch Hood—Porcelain Enamel Finish

21694	Medium screw socket.....	9 3/4	4.20
21695	Mogul Screw Socket.....	10	4.50
21696	*Regent Film Socket.....	10 1/4	5.50
21697	Without socket.....	9	3.70

EXTRA PARTS AND SPECIAL FINISHES

21698	18-inch hood, paint enameled.....	2 5/8	.60
21699	18-inch hood, porcelain enameled..	3	1.50
21705	18-inch hood, galvanized and painted.....	2 5/8	1.00
21706	18-inch hood, copper.....	3	3.00
21707	22-inch hood, paint enameled.....	4 3/4	1.20
21708	22-inch hood, porcelain enameled..	6 1/4	2.30
21709	22-inch hood, galvanized and painted.....	4 3/4	1.65
21710	Reflector, paint enameled.....	2 1/8	.60
21711	Reflector, porcelain enameled.....	2 1/8	1.20
21712	Reflector, nicked copper.....	2 5/8	3.50
21713	Hood fork, 3/4-inch rigid nipple....	1/4	.20

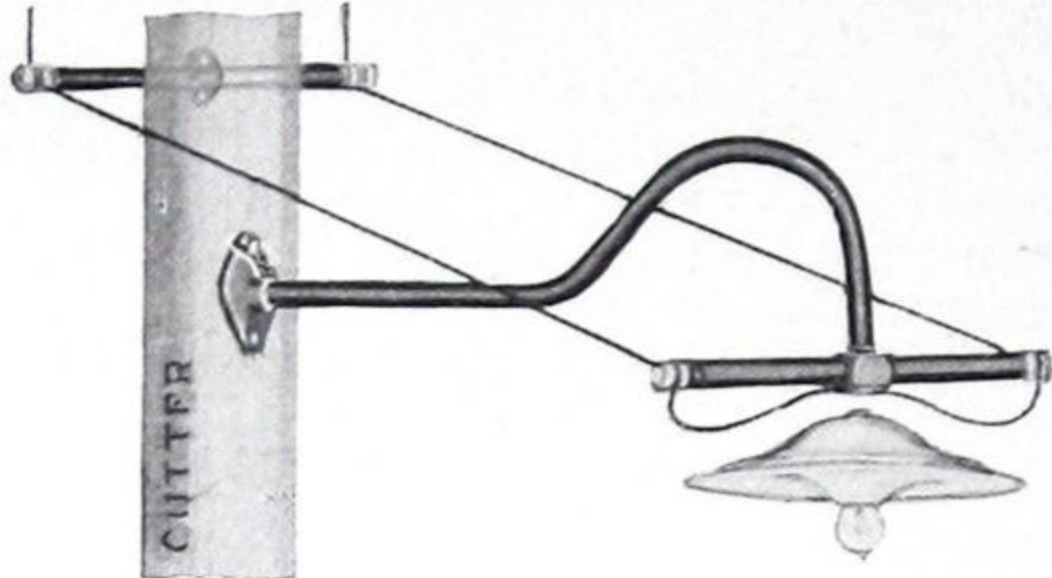
*See description of Regent Film Socket on page 13. Standard Film Sockets will be furnished when so ordered.

CUTTER INCANDESCENT BRACKETS

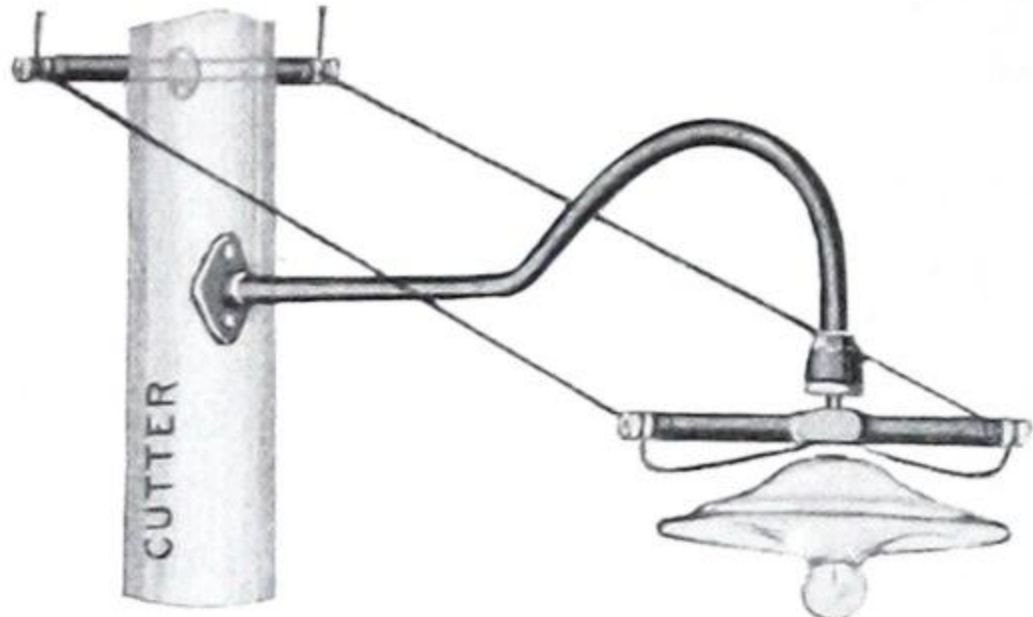
FOR STREETHOOD BODIES

SCHEDULE A—STANDARD PACKAGE QUANTITY, 20 OF ONE STYLE OR TRADE NUMBER

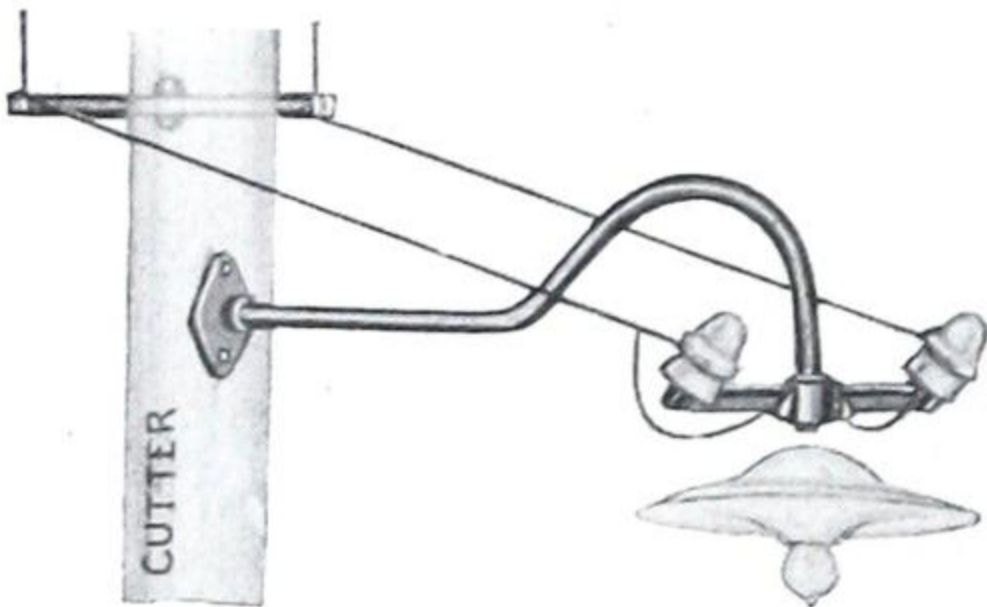
Brackets listed on this page are designed for use with Inverted Cone Streethood Bodies shown on preceding page. Prices include cross-arms which are threaded underneath for $\frac{3}{4}$ -inch nipple. Hood forks furnished with sockets for 18 and 22-inch Inverted Cone Streethood Bodies have rigid $\frac{3}{4}$ -inch nipples. The flanged portion of the hood fork fits the lower surface of the hood top, clamping it securely to the cross-arm. Prices do not include hoods, reflectors or sockets. Order Inverted Cone Streethood Bodies separately as listed on preceding page.



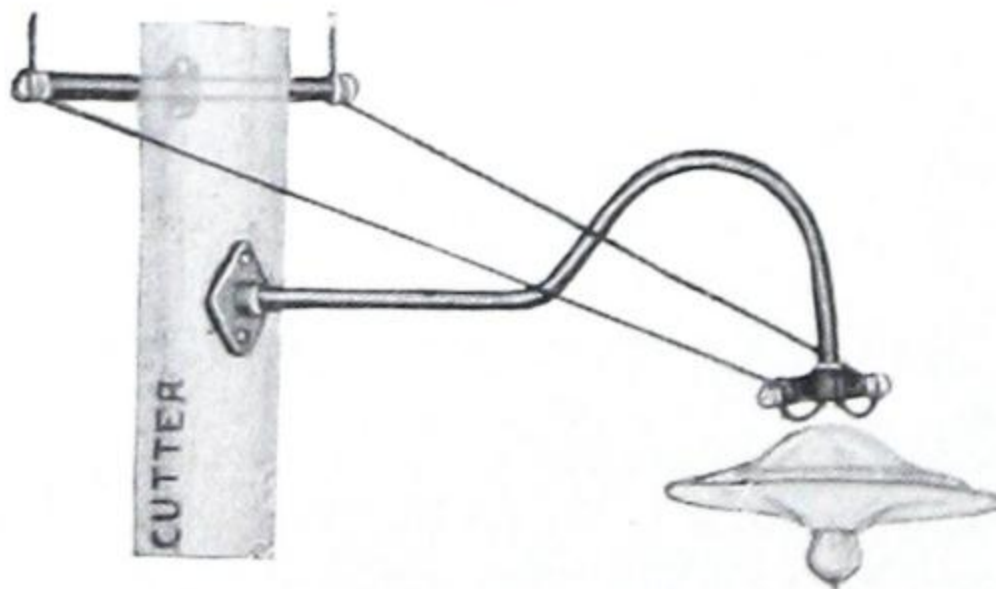
Standard Bracket




High Voltage Bracket



Iron Arm Bracket



Urban Bracket



Boulevard Bracket

STANDARD BRACKETS

Has a 3-foot gooseneck of $\frac{1}{2}$ -inch pipe, pole plate and enameled wood cross-arm with metal bound ends (to prevent splitting) and with wire-able waste nut fastened to the arm. The brace arm shown on the back of the pole is used to guide the line wires to the cross-arm. This method of wiring holds the fixture steady in stormy weather.

Trade No.	Description	Wt., Lbs. Each	Price Each
21923	With brace arm.....	10	\$1.75
21924	Without brace arm.....	7	1.20

RAILWAY BRACKETS

Similar to the Standard Bracket, with a clamp for iron pipe in place of the pole plate. Prices below do not include brace arm.

21925	For 2 $\frac{1}{2}$ -inch (bore) pipe...	8	1.35
21926	For 3-inch (bore) pipe.....	9	1.45
21927	For 4-inch (bore) pipe.....	10	1.65
21928	For 5-inch (bore) pipe.....	11	1.85

HIGH VOLTAGE BRACKETS

Consists of the Standard Bracket with a Cutter High Voltage Insulator between the gooseneck and cross-arm. This prevents grounds and leakage of current on high potential circuits. Prices below do not include streethood bodies.

21929	With brace arm.....	12 $\frac{1}{2}$	2.65
21930	Without brace arm.....	9 $\frac{1}{2}$	2.10

IRON ARM BRACKETS

Similar to the Standard Bracket, with an iron cross-arm supporting glass insulators. Prices do not include streethood bodies.

21931	With brace arm.....	13	2.05
21932	Without brace arm.....	10	1.50

EASTERN BRACKETS

Consists of the Iron Arm Bracket with a Cutter High Voltage Insulator between the gooseneck and iron cross-arm. Prices do not include streethood bodies.

21933	With brace arm.....	16	2.95
21934	Without brace arm.....	13	2.40

URBAN BRACKETS

The spreader on the end of the gooseneck has a fiber insulator to separate it from the streethood proper, thus reducing the risk of leakage on circuits up to 600 volts. Furnished with 3-foot gooseneck of $\frac{1}{2}$ -inch pipe. Prices do not include streethood bodies.

21935	With brace arm.....	11	2.25
21936	Without brace arm.....	8	1.70

BOULEVARD BRACKETS

Furnished with pole plate, cross-arm, and 5-foot gooseneck of $\frac{1}{2}$ -inch pipe ornamented with wrought iron scrolls. Prices do not include streethood bodies.

21937	With brace arm.....	17	3.05
21938	Without brace arm.....	14	2.50

AVENUE BRACKETS

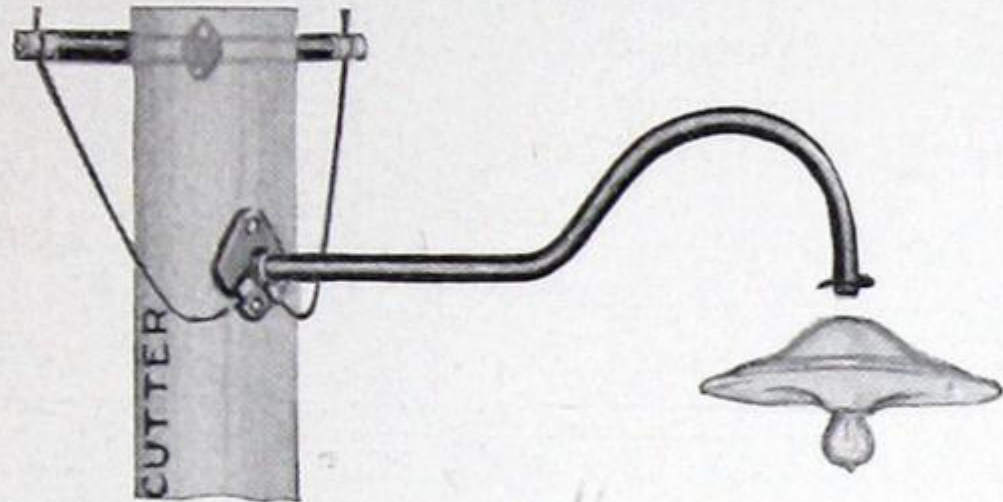
Same as the Boulevard Bracket, with a Cutter High Voltage Insulating Joint between the gooseneck and cross-arm. Prices do not include street-hood bodies.

21939	With brace arm.....	20	3.95
21940	Without brace arm.....	17	3.40

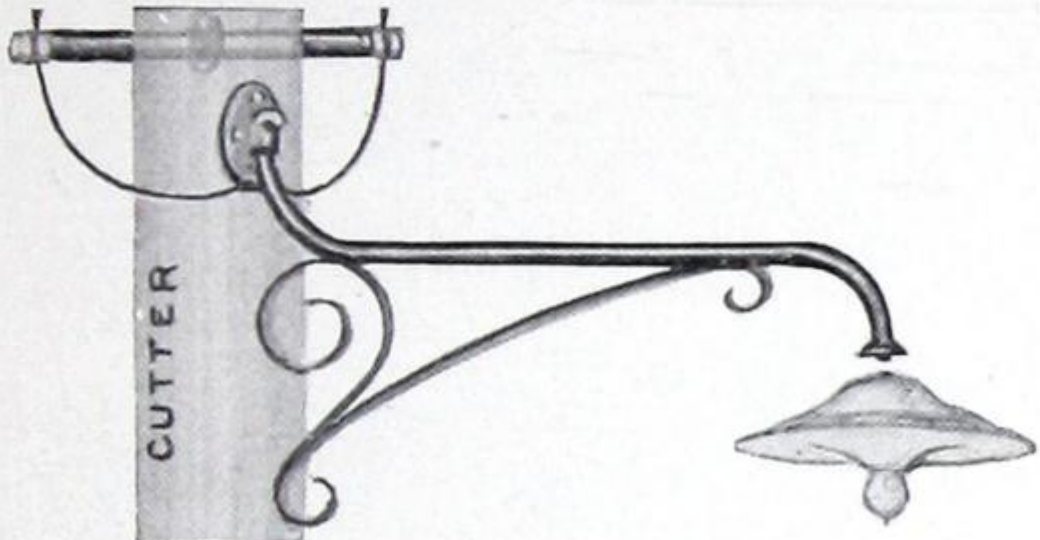
CUTTER INCANDESCENT BRACKETS FOR STREETHOOD BODIES

SCHEDULE A—STANDARD PACKAGE QUANTITY, 20 OF ONE STYLE OR TRADE NUMBER


Brackets listed on this page are designed for inner-wired fixtures using Inverted Cone Street-hood Bodies described and listed on a preceding page. The outer end of the gooseneck is fitted with a hood flange tapped for the 3/4-inch hood fork nipple. Prices of brackets do not include hoods, reflectors, sockets or hood forks.



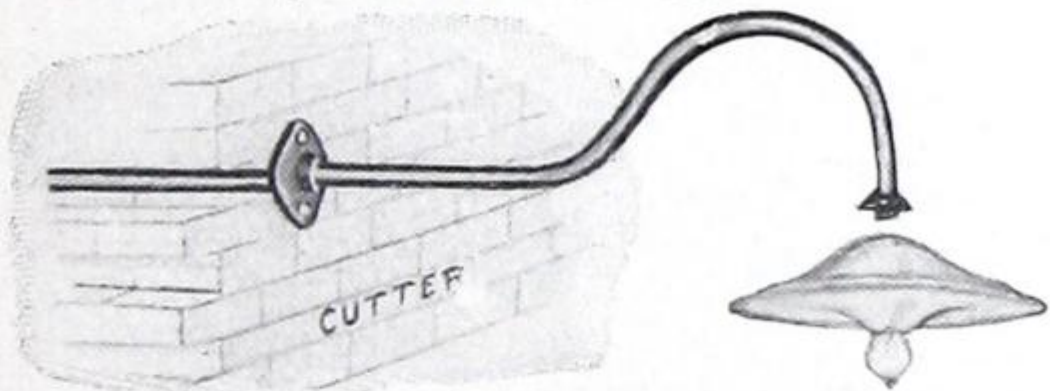
Inner-Wired Bracket




Majestic Junior Bracket




Spartan Junior Bracket



Wall Bracket



Corinthian Bracket



Entrance Bracket

INNER-WIRED BRACKETS

Consists of a 3-foot gooseneck of 1/2-inch pipe, 1/2-inch by 3/4-inch hood flange, and grooved pole plate.

Trade No.	Description	Wt., Lbs. Each	Price Each
21941	With brace arm.....	8 1/2	\$1.50
21942	Without brace arm.....	5 1/2	.95

MAJESTIC JUNIOR BRACKETS

A highly artistic fixture built on the same lines as Majestic Bracket (Trade No. 21525) but smaller, having a reach of 3 feet from pole to lamp and with the arm made of 1/2-inch pipe. Designed for either inner or outer wiring.*

21943	With hood flange	15 1/4	2.75
21944*	Without hood flange ...	15	2.60

SPARTAN JUNIOR BRACKETS

A single bend bracket of 1/2-inch pipe which holds the lamp 3 feet from the pole. Designed for either inner or outer wiring.*

21945	With hood flange	13 1/4	2.45
21946*	Without hood flange ...	12	2.30

WALL BRACKETS

Has a 4-foot gooseneck of 1/2-inch pipe so the pipe can extend 1 foot inside the flange and hold the lamp 3 feet from the wall. Furnished with wall flange and 1/2-inch by 3/4-inch hood flange.

21947	6 1/4	1.10
-------	-------	-------	------

CORINTHIAN BRACKETS

A 3-foot bracket of 3/4-inch pipe with heavy wall plate and wrought iron trimmings. The head-piece is threaded for 3/4-inch nipple and has a flange to fit the top of the streethood body.

21948	19 1/2	3.35
-------	-------	--------	------

ENTRANCE BRACKETS

Has a 4-foot gooseneck of 3/4-inch pipe and a wall flange with set screw, which allows the pipe to extend 1 foot inside the flange and 3 feet outside. Furnished with cast iron scroll and hood flange to fit streethood bodies. This bracket may be used with all Cutter Streethood Bodies having fittings for 3/4-inch pipe. Furnished with hood flange or plain threaded end for Radial Streethood Bodies with 3/4-inch canopies.

21949	With hood flange	25	3.70
21950	Without hood flange ...	23 1/2	3.55

CAST SCROLL BRACKETS

Similar to the Entrance Bracket, but with a 3-foot gooseneck of 3/4-inch pipe (Style B, Trade No. 21442) and with a grooved wall plate to replace the wall flange and inside pipe. This allows the wires to be brought out of the building at any desired point and guided along the wall to the place where the fixture is located. Furnished with hood flange for Inverted Cone Streethood Bodies or with plain threaded end for 3/4-inch streethood canopies.

21987	With hood flange.....	24	3.45
21988	Without hood flange...	22 1/2	3.30

*Majestic and Spartan Junior Brackets will be furnished with grooved pole plates unless otherwise specified. For outer-wired fixtures, order Standard Cross-Arm No. 21496 or Iron Cross-Arm No. 21497 in place of hood flange. For outer-wired brackets on series circuits, order 1/2-inch Hood Insulator No. 21494 to separate gooseneck from cross-arm.

CUTTER CENTER SUSPENSION STREETHOODS

WITH INVERTED CONE STREETHOOD BODIES


SCHEDULE A—STANDARD PACKAGE QUANTITY, 20 OF ONE STYLE OR TRADE NUMBER



Midget Pole Pulley

Midget Changeable Pulley

Petite Pulley with Cross-Arm for Swinging Streethoods



Looped Hood



Cable Grip Suspension Streethood



Center Hood used with Always Level Streethoods

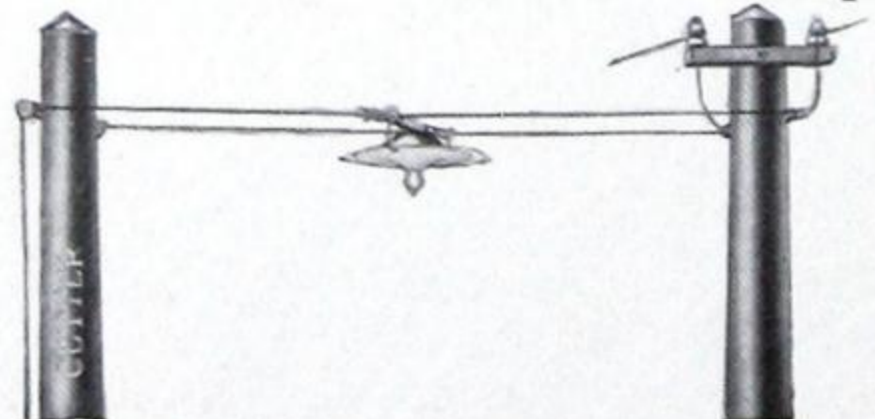


Iron Pulley Arm for Always Level Streethood



Iron Brace Arm for Always Level Streethood

Adjusting Clamp



Always Level Streethood Assembled Complete

SWINGING STREETHOODS

Consists of a Cutter Inverted Cone Streethood Body supported by a Petite Lamp-Supporting Pulley. A Midget Pole Pulley guides the hoisting rope to the bottom of the pole. The Midget Changeable Pulley may be used either as a pole pulley or clamped to cable near the pole. Order pulleys and Inverted Cone Streethood Bodies separately.

Trade No.	Description	Std. Pkg. †	Wt., Lbs. Each	Price Each
20413	Petite Pulley with cross-arm..	50	6½	\$1.50
20414	Midget Pole Pulley.....	100	2¼	.60
20415	Midget Changeable Pulley...	100	2½	.70

LOOPED HOODS

Consists of an Inverted Cone Streethood Body with Looped Cross-Arm.

With 18-inch Hood, Paint Enameled		With 18-inch Hood, Porcelain Enameled		With 22-inch Hood, Paint Enameled		With 22-inch Hood, Porcelain Enameled	
Trade No.	Wt., Lbs. Price	Trade No.	Wt., Lbs. Price	Trade No.	Wt., Lbs. Price	Trade No.	Wt., Lbs. Price
21951	8½ \$2.40	21952	8¾ \$2.70	21953	9 \$3.70	21954	9¾ 3.90
21955	10 4.20	21956	10¼ 5.20	21957	10¾ 3.00	21958	11 3.30
21959	11¼ 4.30	21960	12¾ 4.70	21961	13 5.00	21962	13¼ 6.00

CABLE GRIP SUSPENSION STREETHOODS

A center span fixture with a cross-arm, insulator and cable clamp supporting Inverted Cone Streethood Bodies.

With 18-inch Hood, Paint Enameled		With 18-inch Hood, Porcelain Enameled		With 22-inch Hood, Paint Enameled		With 22-inch Hood, Porcelain Enameled	
Trade No.	Wt., Lbs. Price	Trade No.	Wt., Lbs. Price	Trade No.	Wt., Lbs. Price	Trade No.	Wt., Lbs. Price
21963	14 4.00	21964	14¼ 4.30	21965	14½ 5.30	21966	15¼ 5.50
21967	15½ 5.80	21968	15¾ 6.80	21969	16¼ 4.60	21970	16½ 4.90
21971	17 5.90	21972	18¼ 6.30	21973	18½ 6.60	21974	19 7.60

ALWAYS LEVEL STREETHOODS

The two wires leading from the brace arm to the hood make up one side of the suspension, while cords passing over covered pulleys form the other side. Adjusting clamps at the end of each cord are independently drawn up taut and locked together. These parts, together with the Center Hoods listed below, constitute Always Level Streethoods.

EXTRA PARTS FOR ALWAYS LEVEL STREETHOODS

Trade No.	Description	Std. Pkg.	Wt., Lbs. Each	Price Each
20399	Iron pulley arm.....	75	6	\$1.40
20400	Iron brace arm.....	75	6	1.20
20401	Adjusting clamp.....	200	½	.30

CENTER HOODS

The center part only of the Cutter Always Level Streethood described above. It consists of a spreader tip cross-arm and an Inverted Cone Streethood Body.

With 18-inch Hood, Paint Enameled		With 18-inch Hood, Porcelain Enameled		With 22-inch Hood, Paint Enameled		With 22-inch Hood, Porcelain Enameled	
Trade No.	Wt., Lbs. Price	Trade No.	Wt., Lbs. Price	Trade No.	Wt., Lbs. Price	Trade No.	Wt., Lbs. Price
21975	11 \$2.80	21976	11¼ \$3.10	21977	11½ \$4.10	21978	12¼ 4.30
21979	12½ 4.60	21980	13 5.60	21981	13½ 3.40	21982	13¾ 3.70
21983	14 4.70	21984	16½ 5.10	21985	16¾ 5.40	21986	17 6.40

†Extra parts ordered to make complete fixtures, take same discounts as complete fixtures.

*Standard Film Sockets furnished in place of Regent when so ordered. See pages 13 and 14.

CUTTER REGENT FILM SOCKETS

THE SAFETY VALVE FOR STREET SERIES SYSTEMS

SCHEDULE A

THE FILM SOCKET IS THE VITAL PART OF THE REGULATING MECHANISM OF A SERIES LIGHTING SYSTEM, AND IT MUST CONSTANTLY PERFORM ITS FUNCTION RELIABLY AND ACCURATELY. When one lamp in a circuit burns out, the dielectric film must puncture, allowing the circuit to re-establish itself instantly. Otherwise, the remaining lamps in the circuit will cease to burn. The constant current transformer regulates the voltage to compensate for burned-out lamps, but as each lamp burns out there is a momentary rise of potential across the terminals of that lamp. If the dielectric strength of the film be too great, the rise of voltage may not be sufficient to puncture the film at all, or until such time as will permit ill effects to be produced along the line and in auxiliary apparatus. On the other hand, if the film is weak, it may break down before the useful life of the lamp is secured. THE FILM SOCKET IS THE SAFETY VALVE AND MUCH DEPENDS UPON ITS RELIABILITY.

The film cut-out used in the Regent Film Socket punctures uniformly and accurately at rated voltage. It is enclosed in the socket and protected against climatic conditions. It cannot creep or fall out as a result of the vibration of the fixture and lamp in service.


The film holder is so designed that it is impossible to use any substitute in place of the regular film. Wood splinters, paper, etc., cannot be used. Films are easily renewed.

On account of wind action and changing climatic conditions, the spring clips commonly used to support the socket and lamp deteriorate and allow the lamp to fall out—there are no spring clips used in the Regent Socket.


The two screw shells and the center post form a combination that grips the lamp base and holds it securely in position, greatly reducing lamp breakage during inclement weather.

The Regent Film Socket is only 3½ inches over all, and due to the fact that all contacts and live parts are covered by the porcelain, the socket can be mounted in a very small space. The distance between supporting screws and nearest live terminal is 1½ inches. THERE ARE NO LIVE METAL PARTS EXPOSED BACK OF THE SOCKET. CORROSION AND DANGER OF SHORT CIRCUITS ARE ELIMINATED.

Porcelain housings furnished with streethood bodies listed without socket are supplied with screws and nuts for supporting Regent Film Socket No. 21466. This socket is listed also with hood fork and ¾-inch rigid male nipple for making combination fixtures of the inverted cone type, and with other fittings for mounting in old style fixtures previously installed. Three films furnished free with each socket.



Regent Receptacle and Mogul Base Socket with Film Holder



Showing Ease with which Films are Removed




Regent Film Socket No. 21467 Complete


Trade No.	Description	Std. Pkg.	Wt., Lbs. Each	Ship. Price Each
21466	Receptacle, Mogul Base Socket and film holder.....	50	1½	\$1.80
21467	Same, with ¾-inch hood fork, rigid male nipple.....	50	1¾	2.00
21468	Same, with ¾-inch hood fork, female thread.....	50	1⅞	2.00
21469	Same, with ⅜-inch hood fork, female thread.....	50	1¾	2.00
21481	Same, with ⅜-inch low flange, female thread.....	50	1⅝	2.00
21482	Lamp socket only, with film holder	50	¼	.40
21483	Package of 50 silk films.....	500 films....		.75

CUTTER STREETHOOD SOCKETS

FOR STREET SERIES AND MULTIPLE LAMPS
SCHEDULE A




Standard Film Receptacle
and Mogul Base
Socket



Reactance Socket



Medium Screw Base
Lamp Grip Socket



No. 21713 Hood Fork
Complete

STANDARD FILM SOCKETS

Have a porcelain receptacle with wire terminals and spring clips to hold the projecting fingers of the socket part. These fingers hold the dielectric film. The receptacle fits in the porcelain housing of Cutter Radial Streethood Bodies listed on pages 4 and 5. Screws and nuts for holding the receptacle in place are included with the streethood bodies and with the hood forks furnished with Inverted Cone Streethood Bodies listed on page 9.

Trade No.	Description	Std. Wt., Lbs.		Price Each
		Pkg.	Each	
21462	Receptacle and socket, Mogul Screw Base..	50	1 1/4	\$1.80
21434	Receptacle only.....	100	1/2	.80
20480	Socket part only, Mogul Screw Base.....	75	3/4	1.00
20481	Socket part only, medium screw base.....	100	1/2	.50
21451	Package of 15 films.....	500 films		.15

REACTANCE SOCKETS

Consist of Cutter Mogul Screw Base Streethood Socket with special hood fork supporting a reactance coil connected in shunt with the lamp. These sockets are for use on series lighting systems, and when a lamp fails, the reactance coil compensates for the voltage drop through the lamp, thus maintaining constant current without the use of a regulator. In ordering, state voltage and amperes of circuit and voltage and candle power rating of lamp. Designed only for use with Cutter Inverted Cone Streethood Bodies listed on page 9.

TRADE No.	Candle Power		Std. Pkg.	Wt., Lbs. Each	Price Each
	3.5 or 4 Amps. 60 Cycles	6.6 Amps. 60 Cycles			
20487	20491	32	25	4	\$5.30
20488	20492	40	25	5	5.50
20489	20493	60	25	6	5.65
20490	20494	80	25	7	6.00

LAMP GRIP MULTIPLE SOCKETS

Cutter Lamp Grip Sockets are designed to meet the severe conditions found in outside service. The intense heat of the Type C lamps subjects the socket to greatly varying temperatures, ranging from several hundred degrees Fahr. when the lamp is burning, to below zero when the lamp is out.

These changes in temperature, taking place while the socket shells are under tension, will quickly depreciate their spring qualities and cause them to split, unless they are made sufficiently strong and some provision provided to meet these conditions.

The Cutter Lamp Grip Sockets are equipped with two vertical springs which engage the threads of the lamp collar, re-enforce the socket shells and relieve the tension. These vertical springs grip the lamp base and prevent the lamp from working loose when subjected to vibration and the contraction and expansion caused by the variations in temperature.

These springs also create an increase of positive contact between the lamp terminal and the socket.

The terminals are easily accessible and very generously designed.

The use of these sockets will greatly reduce lamp breakage and outages.

Trade No.	Description	Std. Wt., Lbs.		Price Each
		Pkg.	Each	
21400	Medium screw base.....	200	7/8	\$0.50
21402	Mogul Screw Base.....	150	1 1/4	.80

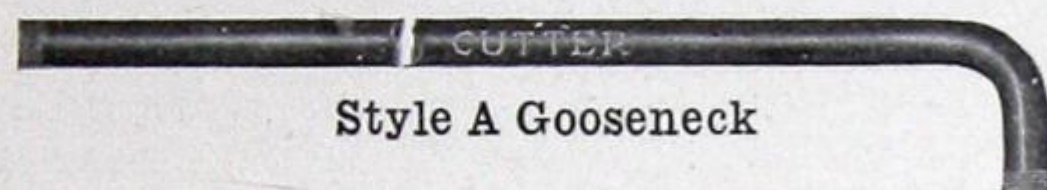
HOOD FORKS AND FLANGES

With screws and nuts for fastening sockets in Cutter Inverted Cone Streethood Bodies.

21713	Hood fork with 3/4-in. rigid male nipple.....	100	3/8	.20
21484	Hood fork with 3/4-in. female thread.....	100	1/2	.20
21485	Hood fork with 3/8-in. female thread.....	100	1/2	.20
21486	Low flange with 3/8-in. female thread.....	100	1/4	.20

PARTS FOR CUTTER BRACKETS

SCHEDULE A



Style A Gooseneck



Style B Gooseneck



1/2-in. Pole Plate



1/2-in. Grooved Pole Plate



3/4-in. Grooved Pole Plate



3/4-in. Wall Flange



Corner Plate




Hood Insulator



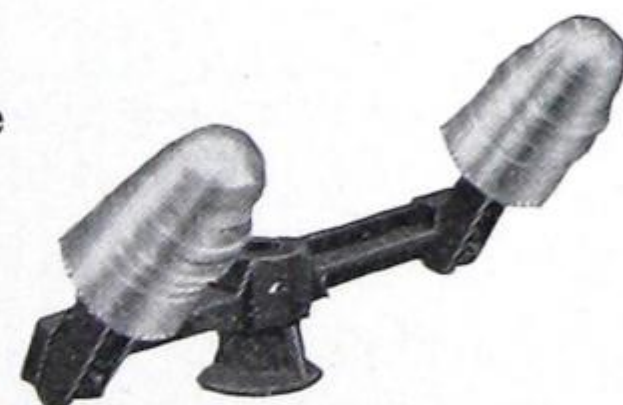
Standard Cross-Arm




Standard Brace Arm



Angle Change Brace Arm



Iron Cross-Arm



Shunt Box

GOOSENECKS

TRADE No.	Style A	Style B	Length Feet	Size of Pipe Inches	Std. Pkg.	Wt., Lbs. Each	Price Each
21362		21365	3	1/2	200	27/8	\$0.50
21363		21366	4	1/2	150	37/8	.65
21364		21367	5	1/2	125	47/8	.80
21439		21442	3	3/4	150	33/4	.75
21440		21443	4	3/4	125	43/4	.90
21441		21444	5	3/4	100	53/4	1.15

CURVED POLE PLATES

Trade No.	Description	Std. Pkg.	Wt., Lbs. Each	Price Each
20512	For 1/2-inch pipe	500	1	\$0.20
21487	Grooved, for 1/2-inch pipe	400	1 1/4	.30
21438	Grooved, for 3/4-inch pipe	400	2 1/4	.40

WALL FLANGES

21488	Threaded for 1/2-inch pipe	500	1	.20
21489	To slip over 1/2-inch pipe	500	1	.30
21490	Threaded for 3/4-inch pipe	400	2	.30
21491	To slip over 3/4-inch pipe	400	2	.40

CORNER PLATES

21492	For 1/2-inch pipe	300	2 1/2	.70
21493	For 3/4-inch pipe	200	2 1/2	.70

HOOD INSULATORS

With pipe cap above, 1/2-inch stud below. Used on High Voltage and Eastern Brackets.

21494	With 1/2-inch pipe cap . . .	100	3	.90
21495	With 3/4-inch pipe cap . . .	100	3	.90

STANDARD CROSS-ARMS

An enameled wood cross-arm with metal bound ends (to prevent splitting) and with the fittings bolted to the arm. This arm is used on the Cutter Standard and High Voltage Brackets.

21496	With 1/2-inch pipe fitting (female thread) above and 3/4-inch wireable waste nut below	200	2	.50
-------	--	-----	---	-----

STANDARD BRACE ARMS

An enameled and metal bound wood arm for guiding the wires to streethoods.

20507	With curved pole plate . .	200	3	.55
-------	----------------------------	-----	---	-----

IRON CROSS-ARMS

Used on the Cutter Iron Arm and Eastern Brackets. Tapped in the top for 1/2-inch pipe. Has a wireway underneath threaded for 3/4-inch nipple.

21497	With glass insulators . . .	150	5	.80
-------	-----------------------------	-----	---	-----

ANGLE CHANGE BRACE ARMS

Made of cast iron with curved pole plate and fixed pins. May be used on front or back of pole.

21498	With glass insulators . . .	150	6	.80
-------	-----------------------------	-----	---	-----

SHUNT BOXES

Pole Type, with Brace Arm

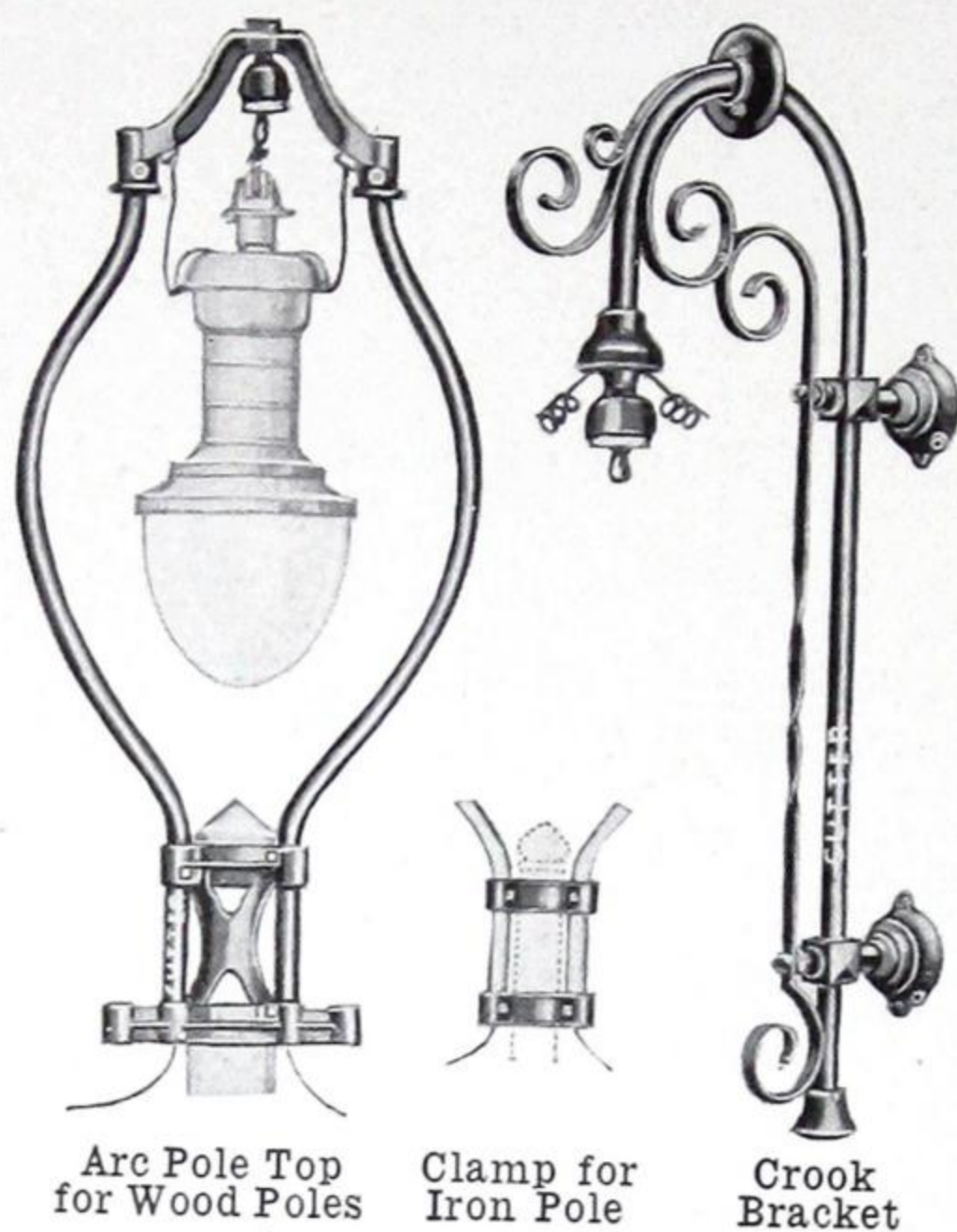
Has a reactance coil mounted in a weatherproof case insulated from the pole plate. The coil is for connecting in parallel with the Mogul Multiple Socket in the streethood and is designed to maintain constant current in a circuit without a regulator. Prices below are for 60-cycle coils. Prices for 25-cycle coils will be furnished on application.

TRADE No.	6.6 Amps.	C. P. Lamp	Std. Pkg.	Wt., Lbs. Each	Price Each
20495	20501	32	15	10	\$5.65
20496	20502	40	15	11	5.80
20497	20503	60	15	12	5.95
20498	20504	80	15	13	6.20
20499	20505	100	15	14	6.50
20500	20506	200	15	16	9.40

An assortment of Cutter Streethood and Bracket Parts amounting to \$150.00 or over, constitutes a standard package.

CUTTER ARC FIXTURES AND BRACKETS

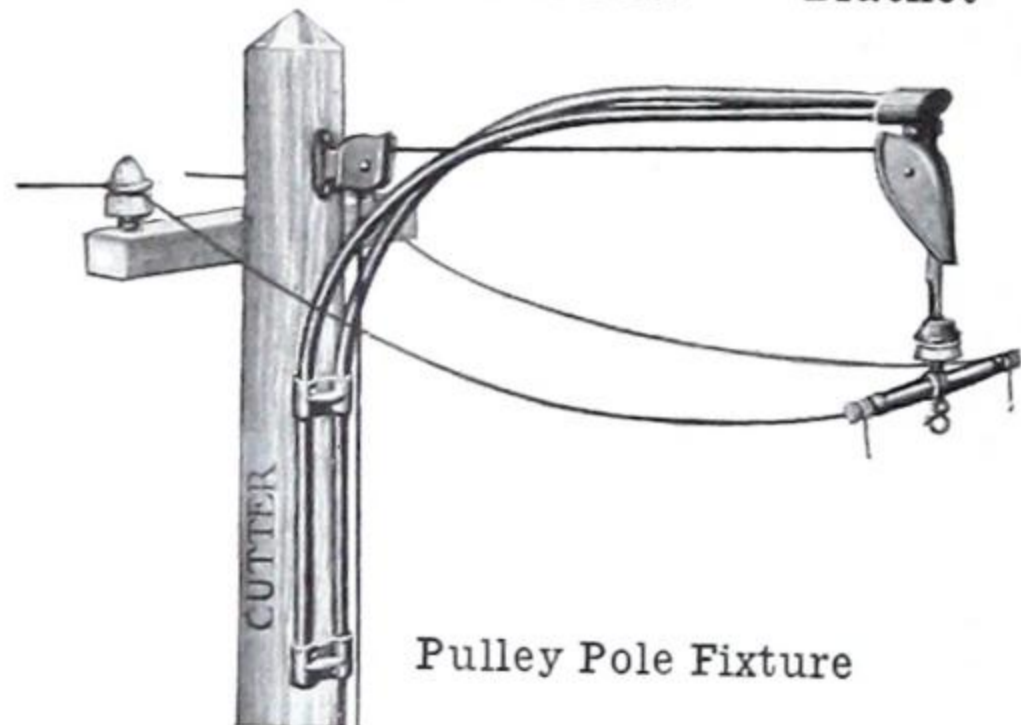
SCHEDULE C—STANDARD PACKAGE QUANTITY, 15 OF ONE STYLE OR TRADE NUMBER




Arc Pole Top for Wood Poles

Clamp for Iron Pole


Crook Bracket



Pulley Pole Fixture



Scroll Pulleyed Outrigger



Flaming Arc Bracket

ARC POLE TOPS

Has a shadowless plate for wood poles made for wood pins to carry insulators. The wires are run through the curved $\frac{3}{4}$ -inch pipes, out through porcelain bushings in the arch to the terminals of the lamp. Height from insulator hook to top of pole, 42 inches. Maximum spread of pipes, 27 inches. A pair of insulated reflector clamps No. 21989 will be furnished for 80 cents list extra.

Trade No.	Description	Wt. Lbs.	Price Each
21990	For wood poles.....	28	\$6.00
21991	For 2½-inch bore pipe.....	34	6.00
21992	For 3-inch bore pipe.....	35	6.10
21993	For 4-inch bore pipe.....	36	6.30
21994	For 5-inch bore pipe.....	37	6.40

CROOK BRACKETS

An ornamental arc lamp bracket made of 1¼-inch pipe with cast iron and wrought iron trimmings. Fitted with outlet bell and high voltage insulator on the outer end and with porcelain bushings in the plates for inner wiring. Holds the lamp 31½ inches from the wall. Over all height, 5 feet 1½ inches. Distance between centers of supporting plates, 29½ inches.

21995	With high voltage insulator	43	13.00
-------	-----------------------------	----	-------

PULLEY POLE FIXTURES

A 3-foot fixture complete, with lamp-supporting and pole pulleys, enabling the lamp to be lowered for trimming. A strong and fine looking substitute for a short mast arm.

20537	With clamp knob only.....	27	5.90
20538	With triple insulation arm..	31	7.25

PULLEY WALL FIXTURES

Same as pulley pole fixture, but with flat plates for walls or square poles.

20539	With clamp knob only.....	28	5.90
20540	With triple insulation arm..	32	7.25

SCROLL PULLEYED OUTRIGGERS

An ornamental fixture with inner weatherproof pulley and outer lamp-supporting pulley and clamp knob for lowering the lamp. Pipe is of $\frac{3}{4}$ -inch bore. Head piece made so guy wires may be used for steadying the fixture. Prices do not include the rope.

TRADE NO.		Description	Wt. Lbs.	Price Each
With Wall Plate	With Pole Plate			
21996	21997	3 ft., with clamp knob	36	\$5.25
21998	21999	4 ft., with clamp knob	37	5.90

For triple insulation arm, add \$1.65 list.

FLAMING ARC BRACKETS

An artistic and serviceable bracket for supporting heavy arc lamps in front of buildings. The pipe is 1¼-inch bore and guyed from the outer end by a chain. The ornamental scroll is made of heavy wrought iron. The lower pole plate has a pulley built in the casing. The cut-out pulley on the outer end allows the lamp to be lowered for trimming without lowering the wires. Furnished complete, as shown, without the rope or wires. Use $\frac{3}{8}$ -inch Banner Core Rope. Two chains furnished for 5-foot lengths.

TRADE NO.		Overhang Feet	Wt. Lbs.	Price Each
With Multiple Pulley	With Series Pulley			
20574	20577	3	55	\$20.00
20575	20578	4	60	21.00
20576	20579	5	65	23.50

CUTTER MAST ARMS


SCHEDULE C—STANDARD PACKAGE QUANTITY, 15 OF ONE STYLE OR TRADE NUMBER

WIND-BRACED MAST ARMS

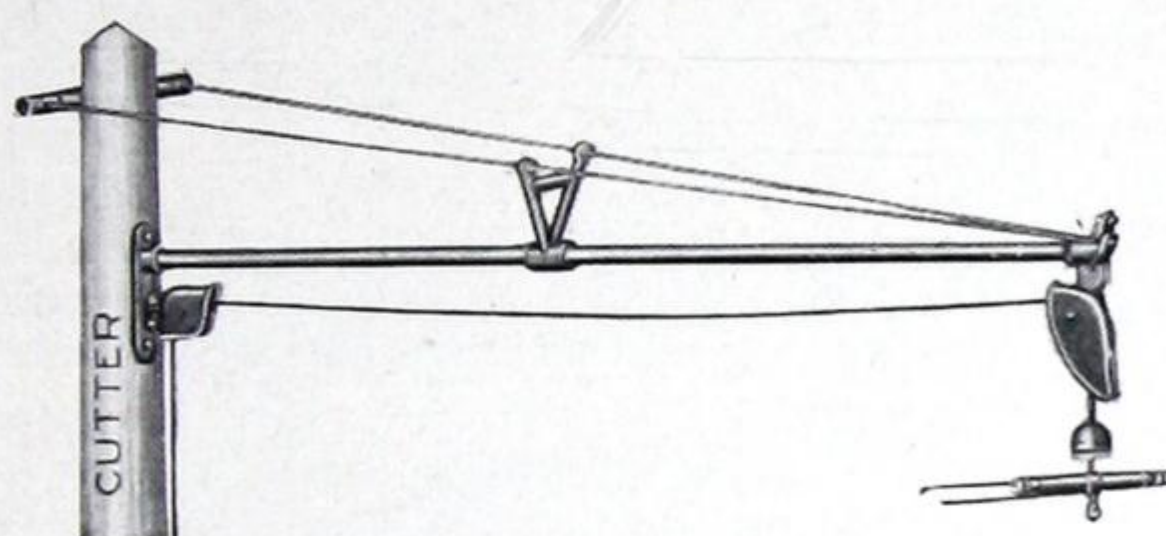
The only side mast arms having braces to prevent the arm from rocking on the pole. They have two strain rods run over a wrought iron truss at the pole and through the eyes of a stiffening triangle.

The base of the wrought iron truss has an extension brace which is bolted to the pole, while a similar brace (clamped to the piping) is bolted to the other side of the pole. These braces anchor the pipe firmly, and keep the fixture from swaying sideways in the wind.

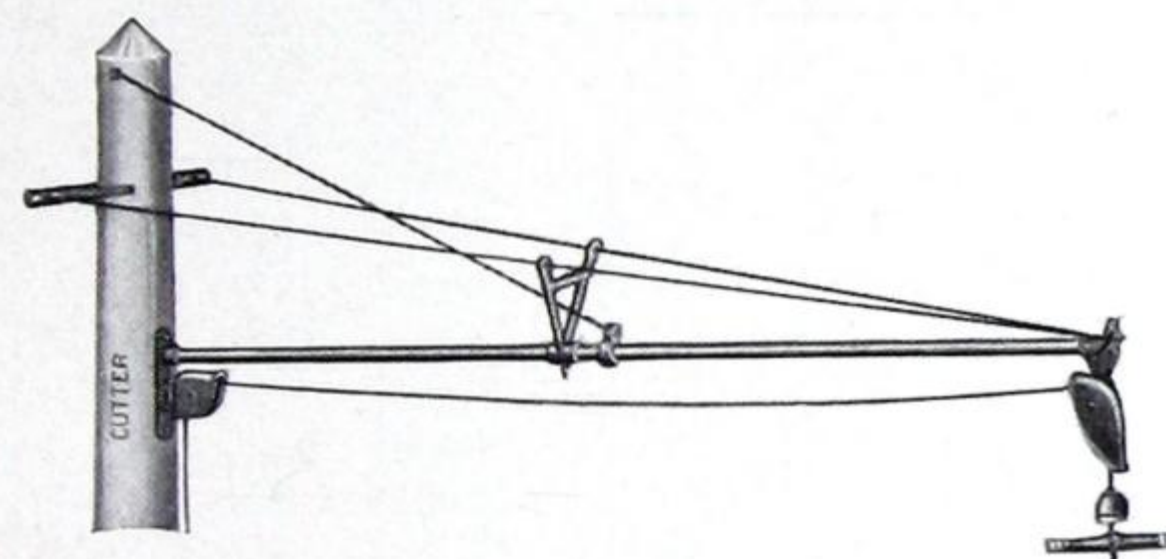
The mast arm proper can be partly assembled on the ground. The pole plate has a weatherproof pulley fastened to it, and the lamp-supporting pulley at the outer end makes this mast arm unusually complete.



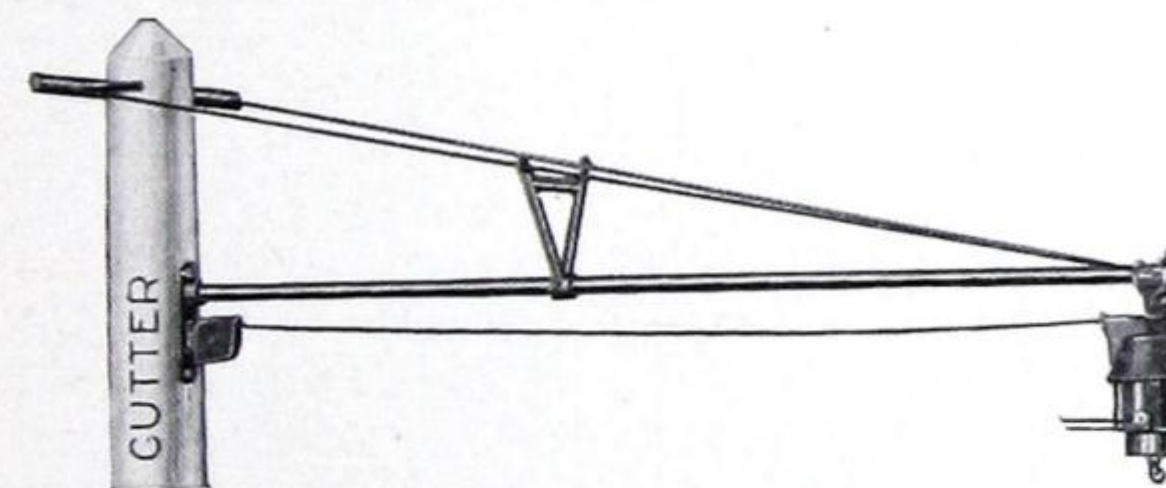
Wind-Braced Mast Arm with Clamp Knob



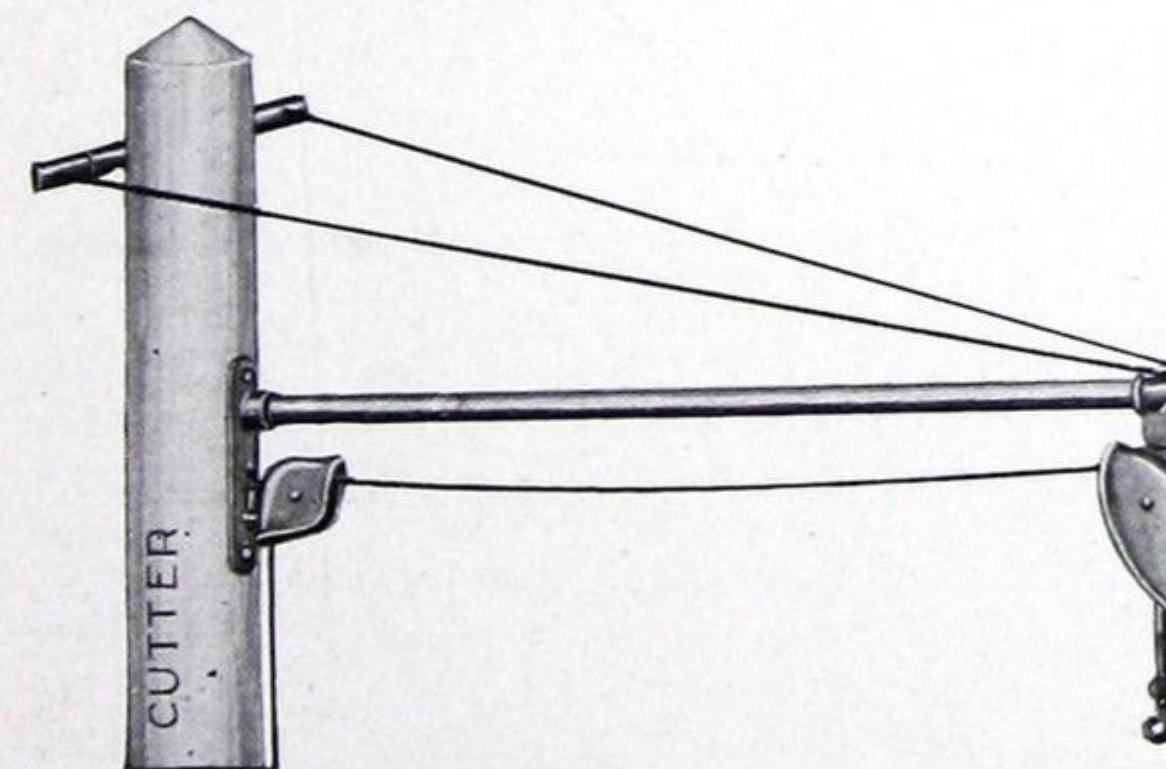
Junior Mast Arm with Triple Insulation Arm



Long Junior Mast Arm with Triple Insulation Arm



Long Junior Mast Arm with Cut-Out Pulley



Cadet Mast Arm

Overhang Feet	With Clamp Knob only			With Triple Insulation Arm		
	Trade No.	Wt., Lbs. Each	Price Each	Trade No.	Wt., Lbs. Each	Price Each
8	20586	79	\$14.80	20594	83	\$16.15
10	20587	86	15.80	20595	90	17.15
12	20588	93	17.75	20596	97	19.10
14	20589	103	18.75	20597	106	20.15
15	20590	113	19.25	20598	116	20.60
16	20591	123	19.75	20599	126	21.10
18	20592	133	20.75	20600	136	22.10
20	20593	143	21.75	20601	146	23.10

JUNIOR MAST ARMS

Designed to meet the demand for low priced, yet complete and well braced mast arms. They have pole plates with weatherproof pulleys fitted direct to them and mast arm pulleys for lowering the lamps. Shipped complete with strain rods, strain arm, pipe and pulleys.

6	20618	48	7.70	20623	51	9.05
8	20619	57	8.50	20624	60	9.85
10	20620	60	9.30	20625	63	10.65
12	20621	67	10.10	20626	70	11.45
14	20622	72	10.85	20627	75	12.20

LONG JUNIOR MAST ARMS

Similar to the Junior, but with double-braced strain arm. An extra support for the center of the pipe is furnished on 14-foot and longer arms.

Furnished with cut-out pulley in place of lamp-supporting pulley with clamp knob, for \$8.35 list additional.

6	20628	52	8.50	20637	55	9.85
8	20629	61	9.30	20638	64	10.65
10	20630	64	10.05	20639	67	11.40
12	20631	70	10.85	20640	73	12.20
14	20632	79	12.05	20641	83	13.40
15	20633	85	12.45	20642	89	13.80
16	20634	90	12.85	20643	93	14.20
18	20635	94	13.80	20644	98	15.15
20	20636	100	14.80	20645	104	16.15

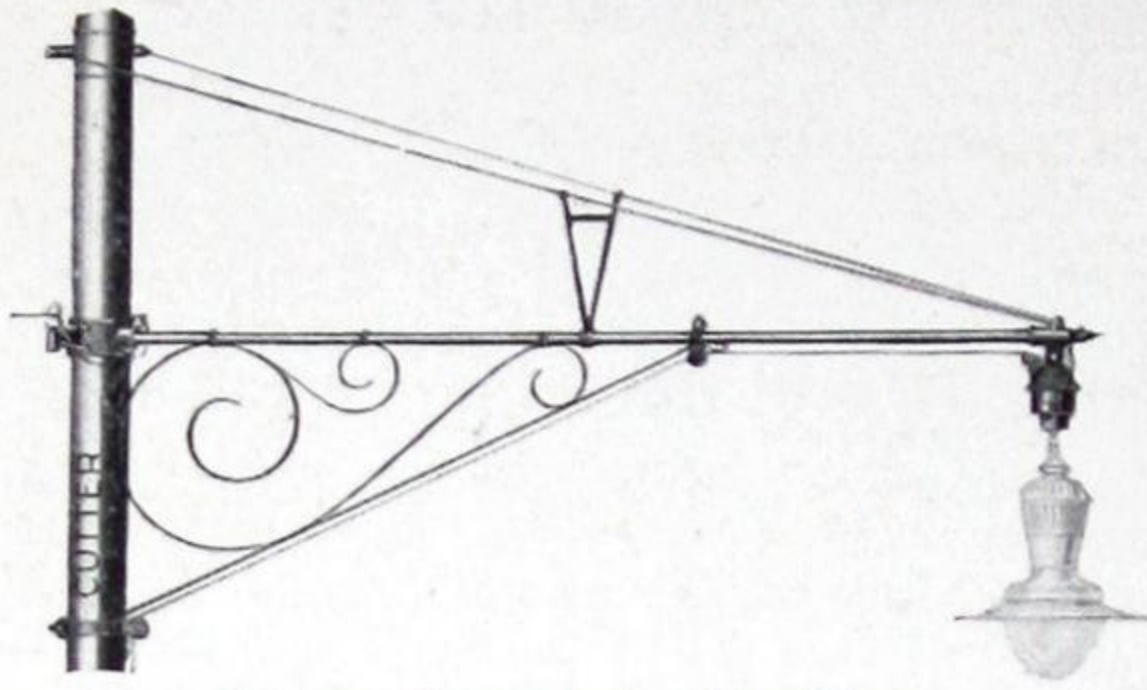
CADET MAST ARMS

Similar to Junior Mast Arms, but without the stiffening triangle.


4	20698	35	5.90	20701	39	7.25
6	20699	40	6.70	20702	44	8.05
8	20700	49	7.50	20703	53	8.85

CUTTER MAST ARMS


SCHEDULE C—STANDARD PACKAGE QUANTITY, 15 OF ONE STYLE OR TRADE NUMBER



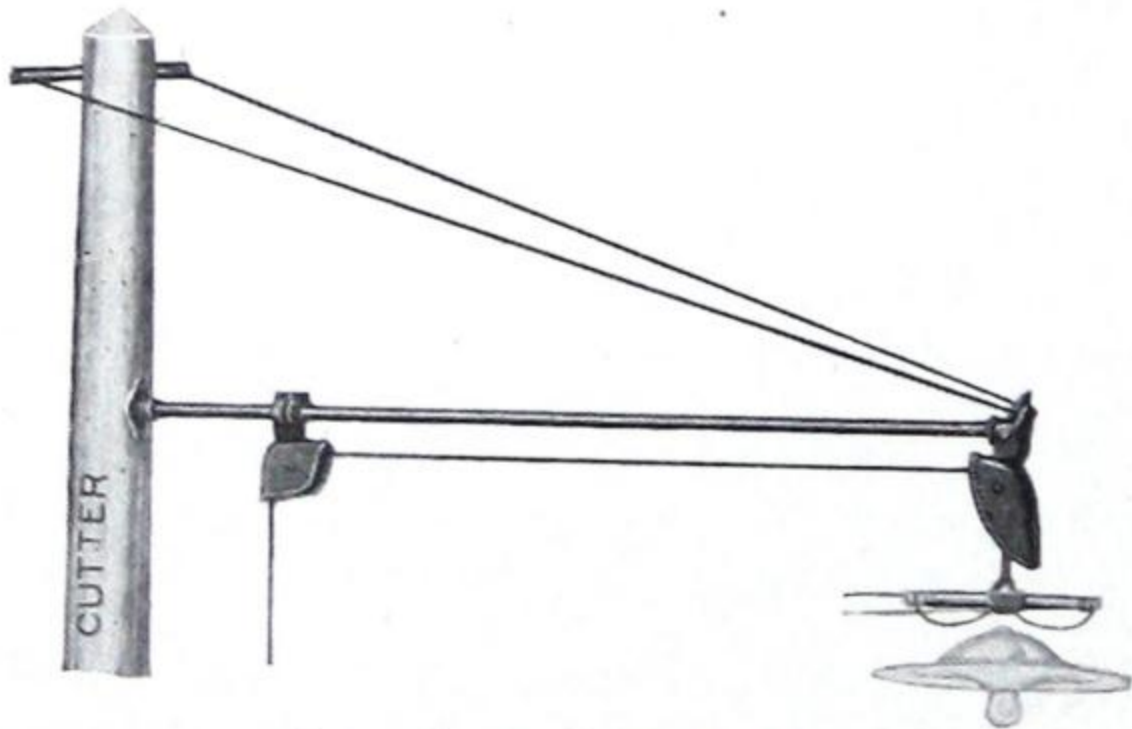
10-foot Ornamental Mast Arm
for 5-inch Iron Poles



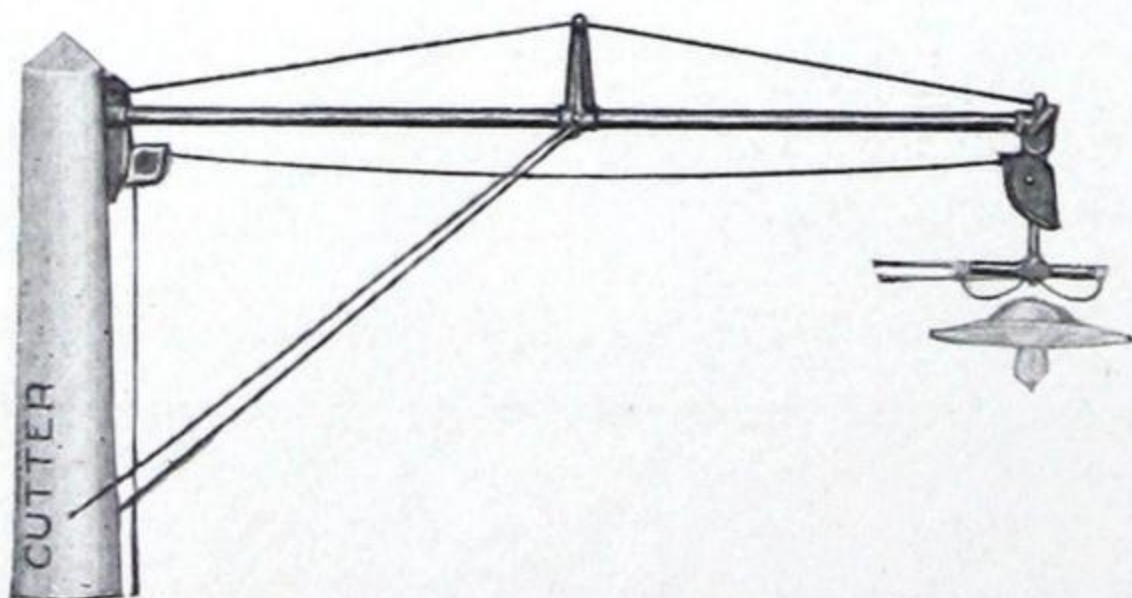
Inner-Rope Mast Arm
with Triple Insulation Arm



Corporal Mast Arm



Incandescent Mast Arm



Incandescent Truss

ORNAMENTAL MAST ARMS

For 5-inch (Bore) Iron Poles

The 5-inch pole clamp has an arm with 1½-inch sockets for insulator pins and a porcelain elbow to protect the wires which are run inside the 1¼-inch pipe. Shipped with cut-out pulley and scrolls, but without rope or wires. Extra center rod included with 14-foot and longer arms.

Overhang Feet	Trade No.	With Series Cut-Out Pulley		With Multiple Cut-Out Pulley		
		Wt., Lbs. Each	Price Each	Trade No.	Wt., Lbs. Each	Price Each
6	21263	100	\$19.40	21272	100	\$19.40
8	21264	110	20.15	21273	110	20.15
10	21265	115	20.95	21274	115	20.95
12	21266	120	22.00	21275	120	22.00
14	21267	127	23.40	21276	127	23.40
15	21268	138	24.00	21277	138	24.00
16	21269	145	25.15	21278	145	25.15
18	21270	152	25.55	21279	152	25.55
20	21271	158	26.35	21280	158	26.35

INNER-ROPE MAST ARMS

The pole pulley is built inside the pole plate and the outer supporting pulley fits in a clamp that allows the rope to pass through the pipe. Extra center rod and double braced strain arm furnished with 14-foot and longer arms.

Overhang Feet	Trade No.	With Clamp Knob only		With Triple Insulation Arm		
		Wt., Lbs. Each	Price Each	Trade No.	Wt., Lbs. Each	Price Each
6	20680	50	\$7.70	20689	53	\$9.05
8	20681	56	8.50	20690	59	9.85
10	20682	66	9.30	20691	69	10.65
12	20683	76	10.05	20692	79	11.40
14	20684	91	12.45	20693	89	13.80
15	20685	95	12.85	20694	99	14.20
16	20686	101	13.25	20695	109	14.60
18	20687	111	14.25	20696	119	15.60
20	20688	121	15.25	20697	129	16.60

CORPORAL MAST ARMS

Similar to Inner-Rope Mast Arm, but without stiffening triangle.

4	20704	39	5.90	20707	43	7.25
6	20705	44	6.70	20708	48	8.05
8	20706	49	7.50	20709	53	8.85

INCANDESCENT MAST ARMS

Designed especially for Cutter Inverted Cone Streethood Bodies. Shipped complete, as shown, with ¾-inch pipe arm, curved pole plate, inner weatherproof pulley, outer Petite Pulley with cross-arm, strain arm and rods, but without streethood body or rope.

Trade No.	Overhang Feet	Wt., Lbs. Each	Price Each
21281	6	30	\$5.00
21282	8	34	5.50
21283	10	38	6.00


INCANDESCENT TRUSSES

Designed for use with Inverted Cone Streethood Bodies listed on another page. Furnished complete, as shown, with 1-inch pipe arm, center truss, strain rod, pole plate with weatherproof pulley, outer Petite Pulley with cross-arm, and side braces, but without streethood body or rope.


21284	6	41	6.00
21285	8	45	7.20
21286	10	49	8.40
21287	12	53	9.60

CUTTER CUT-OUT PULLEYS


SCHEDULE D—STANDARD PACKAGE QUANTITY, 10



Nos. 20763 and 20773



Nos. 20768 and 20778



End View with Supporting Knob Disconnected, as when Lamp is Lowered for Trimming

FOR SERIES OR MULTIPLE CIRCUITS

An ingenious, simple and positive device which sustains the lamp and holds it in contact independent of the hoisting rope.

When the lamp is lowered, the circuit is closed. The circuit wires are run taut to the pulley and are never lowered. The lamp can be lowered straight down without interfering with trolley wires or other obstacles.

Lamps can be cleaned, trimmed, adjusted or replaced on live circuits with perfect safety. The pulley acts as a positive insurance against accidents and protects expensive lamps from damage under adverse conditions.

No ladders or poles to climb.

It is designed particularly for use on very high voltage circuits either D. C. or A. C.

The contacts are self-cleaning.

There is nothing about the pulley to wear or get out of order.

The switching and supporting features are entirely automatic and certain in operation.

You pull the rope—the pulley does the rest.

Recommended for use with Wind-braced and Long Junior Mast Arms in place of outer mast arm pulleys.

TRADE No. For Series Circuits	TRADE No. For Multiple Circuits	Description	Wt. Lbs.	Price Each
20761	20771	Threaded for 1¼-inch pipe.....	25	\$10.00
20762	20772	Threaded for 2-inch pipe.....	25	10.00
20763	20773	With cable clamp	25	10.00
20764	20774	With ¾-inch sleeve clamp.....	25	10.00
20765	20775	With 1-inch sleeve clamp.....	25	10.00
20766	20776	With 1¼-inch sleeve clamp.....	25	10.00
20767	20777	With 1½-inch sleeve clamp.....	25	10.00
20768	20778	With 1¼-inch mast arm clamp.	25	10.00
20769	20779	With 1½-inch mast arm clamp.	25	10.00
20770	20780	With ceiling plate.....	25	10.00

Nos. 20761, 20762, 20771 and 20772 are rigid and designed for use on inner-rope fixtures. Other styles are free to swing into line with hoisting rope.

Use Cutter ⅜-inch Banner Core Rope or ¼-inch Ebony Wire Rope with these pulleys.

CUTTER PULLEYS

SCHEDULE D

LAMP-SUPPORTING PULLEYS



Lamp-Supporting Pulley with Clamp Knob



Clamp Knob

Holds the lamp when raised and releases it when about to be lowered. Has a long swivel clamp to fit any size suspension wire or cable and a malleable iron clamp knob to hold the lamp. On raising the lamp, this knob is engaged by the pulley and takes all the strain off the rope. Another pull at the rope guides the knob out so that the lamp can be readily lowered. The action is entirely automatic. You pull the rope till it reaches a dead stop, and the pulley does the rest. There are no extra catches or fingers to bend out of shape or bind on the casing or to get clogged with sleet. It is the only weatherproof safety pulley that works every time. The clamp knob clamps any size rope up to 1/2-inch.

Trade No.	Description	Std. Pkg.	Wt. Lbs.	Price Each
20782	With clamp knob only	50	9	\$1.45
20783	With high voltage insulator ..	50	12	2.35
20784	With triple insulation arm ...	50	13	2.80
20785	With Jupiter Cross-Arm	50	16	3.25

For galvanizing, add 50 per cent to list price.

MAST ARM PULLEYS

A modification of the lamp-supporting pulley, having an extra strong single piece clamp, which fits the iron pipe of a mast arm and which also forms the headpiece, so that the strain rods can be run direct to it.



Mast Arm Pulley



Clamp Knob with High Voltage Insulator

For 1 1/4-inch (Bore) Pipe

20786	With clamp knob only	50	10	1.65
20787	With high voltage insulator ..	50	13	2.55
20788	With triple insulation arm ...	50	14	3.00
20789	With Jupiter Cross-Arm	50	17	3.45


For 1 1/2-inch (Bore) Pipe

20790	With clamp knob only	50	10	1.65
20791	With high voltage insulator ..	50	13	2.55
20792	With triple insulation arm ...	50	14	3.00
20793	With Jupiter Cross-Arm	50	17	3.45


For galvanizing, add 50 per cent to list price.

INNER-ROPE PULLEYS

A lamp-supporting pulley with a hooded end clamp for use with mast arms in which the rope runs through the pipe.



Inner-Rope Pulley



Clamp Knob with Triple Insulation Arm

For 1 1/4-inch (Bore) Pipe

20794	With clamp knob only	50	14	1.80
20795	With high voltage insulator ..	50	17	2.70
20796	With triple insulation arm ...	50	18	3.15
20797	With Jupiter Cross-Arm	50	21	3.60

For 1 1/2-inch (Bore) Pipe

20798	With clamp knob only	50	14	1.80
20799	With high voltage insulator ..	50	17	2.70
20800	With triple insulation arm ...	50	18	3.15
20801	With Jupiter Cross-Arm	50	21	3.60

For galvanizing, add 50 per cent to list price.

CLAMP KNOBS

20802	With hook only	100	1 1/2	.30
20803	With high voltage insulator ..	100	4 1/2	1.20
20804	With triple insulation arm ...	100	6	1.65
20805	With Jupiter Cross-Arm	100	9	2.10

For galvanizing, add 50 per cent to list price.

CUTTER PULLEYS

SCHEDULE D

OUTRIGGER PULLEYS

A form of the lamp-supporting pulley, with a clamp to fit the pipe. Furnished with clamp knob.

Trade No.	Description	Std. Pkg.	Wt. Lbs.	Price Each
20806	For 3/4-inch (bore) pipe....	50	9	\$1.45
20807	For 1-inch (bore) pipe.....	50	9	1.50
20808	For 1 1/4-inch (bore) pipe...	50	10	1.60
20809	For 1 1/2-inch (bore) pipe...	50	10	1.65



Outrigger Pulley



Ceiling Pulley

CEILING PULLEYS

A form of the lamp-supporting pulley, with a plate for use on bridges or under beams in shops or yards.

20810	With clamp knob only	50	9	1.65
20811	With triple insulation arm	50	13	3.00
20812	With Jupiter Cross-Arm:.	50	16	3.45

SWIVEL POLE PULLEYS

A weatherproof pole pulley, swiveled so that it can swing sideways and keep in line with the hoisting rope. Has a strong malleable iron pole plate.

20813	100	4 1/4	.75
-------	-------	-----	-------	-----

JUMBO POLE PULLEYS

Similar to the above, but larger, to take 3/4-inch rope.

20814	75	5 1/2	1.10
-------	-------	----	-------	------

DUPLEX POLE PULLEYS

Consists of a pair of swivel pole pulleys fastened to a simple malleable iron pole plate.

20815	50	8	1.50
-------	-------	----	---	------

INTERCHANGEABLE PULLEYS

A weatherproof pulley with a universal clamp made of malleable iron, which will grip any standard size of suspension wire or cable. By taking out the two bolts the clamp can be opened out so as to form a wall plate, which fits the curved surface of a pole and which is easily fastened in place by lag screws. When so used, it makes a swiveled pole pulley similar in action to the Cutter Swivel Pole Pulley.

20816	100	4 1/4	.75
-------	-------	-----	-------	-----

JUMBO CHANGEABLE PULLEYS

Similar to the interchangeable pulley, but larger, to take 3/4-inch rope.

20817	75	5 1/2	1.10
-------	-------	----	-------	------

SLEEVE PULLEYS

A weatherproof pulley with a sleeve clamp to grip iron pipe.


20818	For 3/4-inch (bore) pipe....	100	5 1/4	.80
20819	For 1-inch (bore) pipe.....	100	5 1/2	.85
20820	For 1 1/4-inch (bore) pipe...	100	5 3/4	.90
20821	For 1 1/2-inch (bore) pipe...	100	6	.95

PLAIN ROOF PULLEYS


A companion to the ceiling pulley, with a ceiling plate for bridges, beams, etc.

20822	100	5 1/2	.90
-------	-------	-----	-------	-----


For galvanizing any of the above, add 50 per cent to list price.



Swivel Pole Pulley



Interchangeable Pulley



Duplex Pole Pulley




Sleeve Pulley



Plain Roof Pulley


CUTTER PULLEYS AND WINDLASSES

SCHEDULE D



Plain End Pulley

Medium Pulley




Pole Housing



Tail Pulley



Combination Pole Windlass



Combination Wall Windlass



Pinion Handle

PLAIN END PULLEYS

A plain weatherproof pulley with an end clamp to fit mast arm pipes.

Trade No.	Description	Std. Pkg.	Wt. Lbs.	Price Each
20823	For 1¼-inch (bore) pipe	100	6½	\$0.90
20824	For 1½-inch (bore) pipe	100	6¾	.90

MEDIUM PULLEYS

A center suspension pulley with long supporting clamp and weatherproof casing, but with no safety features. Takes any size rope up to ½ inch in diameter and is second only to the Cutter Lamp-Supporting Pulley.

20825	100	5½	.75
-------	-------	-----	----	-----

POLE HOUSING

The pole plate and pulley casing are made in one piece, with the sheaves placed so the rope can run through the pipe, as with the Cutter Inner-Rope and Corporal Mast Arms.

20826	For 1¼-inch (bore) pipe	75	6½	1.20
20827	For 1½-inch (bore) pipe	75	6¾	1.20

TAIL PULLEYS

A companion to the pole housing for use with Cutter Inner-Rope and Corporal Mast Arms.

20828	For 1¼-inch (bore) pipe	75	6¾	.90
20829	For 1½-inch (bore) pipe	75	7	.90

COMBINATION POLE WINDLASSES

These are self-locking safety windlasses which can be used either as plain or geared windlasses at the option of the trimmer. Can be used as plain windlass to lower the lamp quickly, and then as a geared windlass to raise the lamp. These windlasses are perfectly safe for heavy lamps, the whole device being made as fool-proof as possible.

The pinion handle is detachable so that it can be used with any number of windlasses.

The drum will hold 60 feet of ¼-inch Ebony Wire Rope or 40 feet of ⅜-inch Banner Core Rope.

Prices below do not include handle.

20830	For wood poles.....	25	22	4.25
20831	For 5-inch (bore) pipe..	25	24	4.50
20832	For 6-inch (bore) pipe..	25	25	4.75
20833	For 7-inch (bore) pipe..	25	27	5.00

COMBINATION WALL WINDLASSES

Similar to the combination pole windlass, but with a side plate for fastening to walls.

20834	25	24	4.50
-------	-------	----	----	------

PINION HANDLES

For combination pole and wall windlasses.

20835	25	4	1.50
-------	-------	----	---	------

For galvanizing any of the above, add 50 per cent to list price.

CUTTER INSULATORS AND CROSS-ARMS

SCHEDULE E

HIGH VOLTAGE INSULATORS

High voltage insulators have a double petticoat porcelain bell, which forms a good watershed and gives high insulation even in wet weather. The rivets which fasten the metal cap to the porcelain pass under the elongated head of the bolt which supports the hook. The cap is sealed with insulating material and the extra petticoat gives a large surface insulation, making the device well suited for use on arc circuits exposed to weather, smoke or fumes.

While designed especially for use on arc circuits of high voltage, the extra protection and the elimination of leakage afforded by this insulator make it a desirable one, even for circuits of comparatively low voltage.




No. 20836



No. 20837




No. 20838



No. 20839



No. 20841



No. 20844

Trade No.	Description	Std. Pkg.	Wt., Lbs. Each	Price Each
20836	With ring above and sister hook below.....	100	4	\$0.90
20837	With ring above and ring below	100	4	.80
20838	With clamp for wire rope above and with sister hook below	100	4	1.10
20839	With clamp for wire rope above and with ring below.....	100	4	1.00
20840	With clamp for chain above and sister hook below....	100	4	1.10
20841	With clamp for chain above and ring below.....	100	4	1.00

For galvanizing all iron parts, add 20 cents each to list price.

JUPITER INSULATORS

Built on the same lines generally as high voltage insulators, but with a greatly enlarged series of petticoats to give higher surface insulation. Therefore it has the same high breakdown insulation (ample for 12000-volt circuits) and an extra large surface to reduce the leakage in wet weather.

20844	With ring above and sister hook below.....	75	6	1.35
20845	With ring above and ring below	75	6	1.25

For galvanizing all iron parts, add 20 cents each to list price.

TREE INSULATORS

A simple, strong tree insulator with wrought iron base, galvanized. Will take wires up to 3/4 inch in diameter.

Trade No.	Std. Pkg. Dozen	Wt., Lbs. per Doz.	Price per Doz.
20846	25	12	\$3.60

MAMMOTH TREE INSULATORS

Similar to the above, but for wires up to 1 1/4 inches in diameter.

20847	12	40	8.00
-------	----	----	------

SWINGING INSULATORS

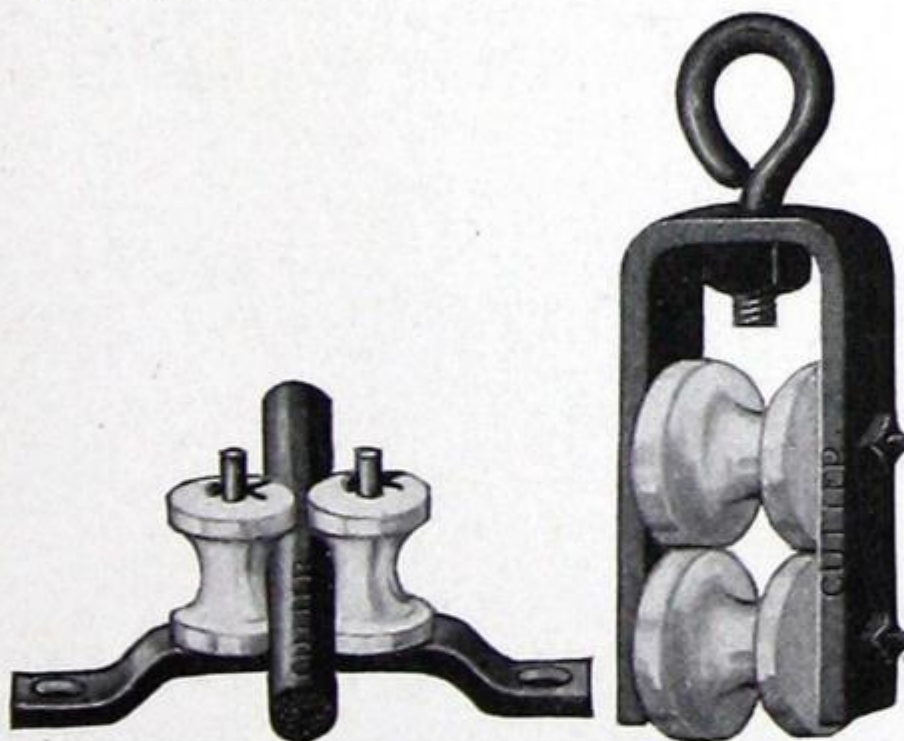
Swinging insulators allow the wire to move freely between porcelain rollers without chafing the insulation. Being hung from the loop, it is free to adapt itself to any strains, and therefore will not cramp the wire, as the bracket base tree insulators often do. Strongly made of malleable iron, takes wires up to 3/4 inch in diameter.

Trade No.	Finish	Std. Pkg. Dozen	Wt., Lbs. per Doz.	Price per Doz.
20848	Painted	25	15	\$3.60
20849	Galvanized	20	15	4.50


JUMBO SWINGING INSULATORS

Similar to the above, but for wires up to 1 1/4 inches in diameter.

20850	Painted	12	55	8.00
20851	Galvanized	6	55	14.50



No. 20846




No. 20850



No. 20847

CUTTER INSULATORS AND CROSS-ARMS


SCHEDULE E




Triple Insulation Arm



High Voltage Cross-Arm



Jupiter Cross-Arm



Ajax Cross-Arm

TRIPLE INSULATION ARMS

Triple insulation arms have a high voltage insulator above an enameled wood arm, thus giving a triple insulation between the line wire and the supporting ring.

The arm is coated with a baked enamel, which outwears paint in the weather, and has its ends bound by strong metal ferrules to prevent their splitting. Every part of the whole device is built for fine wear and high insulation, making it a fine insulating arm for all high voltage lamps, and the only low priced one adapted for use with alternating series lamps. It is second only to the Jupiter Cross-Arm.

Trade No.	Finish	Std. Pkg.	Wt., Lbs. Each	Price Each
20852	Enameled	75	5	\$1.35
20853	Galvanized	75	5	1.60

HIGH VOLTAGE CROSS-ARMS

High voltage cross-arms combine the high voltage insulator with a well-built insulating spreader arm, making a fine insulating arm for use over arc lamps. The arm proper is of wood, coated with a baked enamel, which keeps it dry and high insulating. Each end is bound by a malleable iron ferrule, which keeps the wood from splitting in case a heavy strain is put on the screws holding the porcelain insulators in place. The latter are deep grooved as illustrated.

The supporting ring is of malleable iron and all the parts are built just right to make this a good insulating arm, though not equal to the Triple Insulation Arm or Jupiter Cross-Arm.

Trade No.	Finish	Std. Pkg.	Wt., Lbs. Each	Price Each
20854	Enameled	75	5	\$1.25
20855	Galvanized	75	5	1.50

JUPITER CROSS-ARMS

An insulating cross-arm having both the wire supports and the lamp hook insulated from the support by Cutter Jupiter Insulator. The cross-arm is enameled and metal-bound and has deep grooved knobs at each end.

The ideal insulating arm for use on high voltage circuits.

Trade No.	Finish	Std. Pkg.	Wt., Lbs. Each	Price Each
20856	Enameled	50	7	\$1.80
20857	Galvanized	50	7	2.05

AJAX CROSS-ARMS

An insulating cross-arm having both the wire supports and the lamp hook insulated from the support by a Jupiter Insulator. The cross-arm is of iron, fitted with porcelain knobs for supporting the line wires and a locking sister hook for the lamp.

Trade No.	Finish	Std. Pkg.	Wt., Lbs. Each	Price Each
20858	Enameled	50	10	\$1.80
20859	Galvanized	50	10	2.25

CUTTER INSULATORS AND CROSS-ARMS


SCHEDULE E



Plain Arm



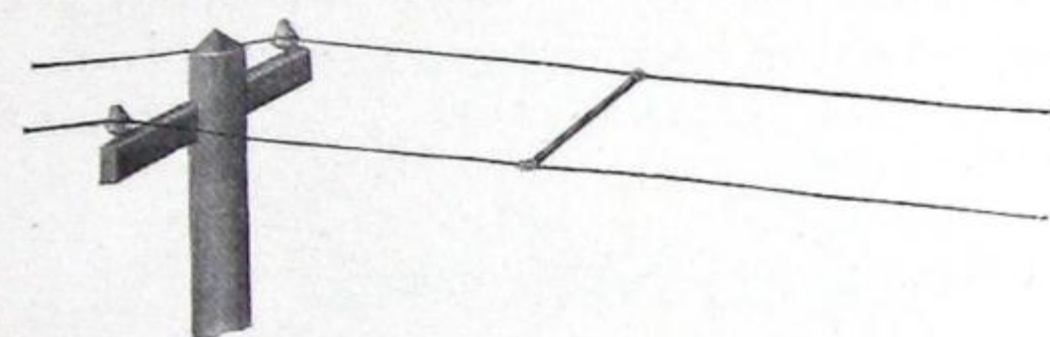
Grip Arm



Economy Arm




Featherweight Spreader



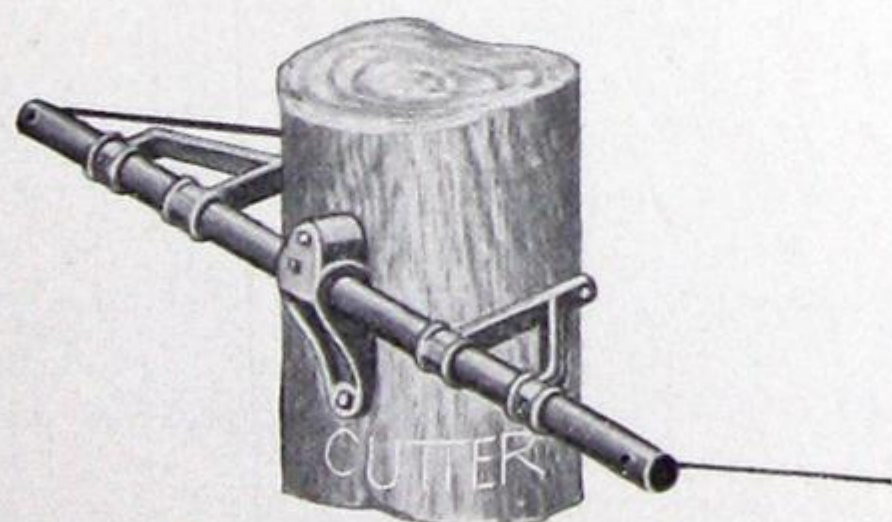
Featherweight Spreader in Use



Guide Spreader



Strain Arm



Double-Braced Strain Arm

PLAIN ARMS

Enameled wood, with metal-bound ends and porcelain knobs. Holds the line wire 12 inches apart.

Trade No.	Std. Pkg.	Wt., Lbs. Each	Price Each
20862	200	1½	\$0.30

GRIP ARMS

Consists of the plain arm with a "U" bolt for clamping same to 1¼-inch (bore) iron piping as used on mast arms, outriggers and brackets.

Trade No.	Finish	Std. Pkg.	Wt., Lbs. Each	Price Each
20863	Enameled	200	1¾	\$0.40
20864	"U" bolt galvanized	200	1¾	.45

ECONOMY ARMS

A common sense cross-arm for use where the insulation is not important. Similar to the grip arm, but with sister hook.

Trade No.	Finish	Std. Pkg.	Wt., Lbs. Each	Price Each
22441	Enameled	200	2	\$0.50
22442	Iron parts galvanized	200	2	.60

FEATHERWEIGHT SPREADERS

Featherweight spreaders are readily fastened to the wires running to suspension lamps, so as to keep them at a distance of 18 inches from each other. Made of enameled wood, metal tipped, with porcelain insulators. Weighs less than 8 ounces.

Trade No.	Finish	Std. Pkg.	Wt., Lbs. Each	Price Each
20865	Enameled	200	¾	\$0.25

GUIDE SPREADERS

Same as the above, with a collar to clasp the suspension cable. Keeps the line wires 18 inches apart and in line with the suspension strand.

Trade No.	Finish	Std. Pkg.	Wt., Lbs. Each	Price Each
20866	Enameled	200	1	\$0.40
20867	Collar galvanized	200	1	.45

STRAIN ARMS

As Furnished on Junior and Cadet Mast Arms

Strain arms are made of wrought iron with a cast iron pole plate.

Trade No.	Std. Pkg.	Wt. Lbs.	Price Each
20746	100	8½	\$1.20

DOUBLE-BRACED STRAIN ARMS


As Furnished on Long Junior Mast Arms

Double-braced strain arms are longer than the regular strain arms and have side braces to prevent rocking in high winds.

Trade No.	Std. Pkg.	Wt. Lbs.	Price Each
20747	50	10	\$2.00

CUTTER POLE LINE MATERIAL

SCHEDULE F




Rope Cleat

Pole Lock



Rope Clamp


Chain Clamp



Banner Core Rope



Ebony Wire Rope



Trimmer's Rope

POLE LOCKS

Has the keyhole at the bottom and not at the top (where the rain and sleet would drive into it). The double catch makes it non-pickable, the back fits either a wall or a pole, and the casting makes it weatherproof. Just the thing to prevent tampering with hoisting ropes. One key free with every ten locks.

Trade No.	Finish	Std. Pkg.	Wt. Lbs.	Price Each
20868	Painted	100	1½	\$0.75
20869	Galvanized	100	1½	.85
20870	Extra key	25	1 oz.	.20

ROPE CLEATS

Strong and neat (though no cleat with its coil of rope makes as neat a job as the rope clamp and pole lock). Has the edges rounded so as not to cut the rope.

20871	Galvanized	200	1	.30
-------	------------	-----	---	-----

ROPE CLAMPS

Made of malleable iron, will readily clamp any size rope up to 3/8-inch, enabling the end of the hoisting rope to be locked at the pole. Can be used over and over again when the rope wears out.

20872	Painted	400	¼	.18
20873	Galvanized	400	¼	.22

½-INCH ROPE CLAMPS

Same as above, for ½-inch ropes.

20874	Painted	400	¾	.20
20875	Galvanized	400	¾	.25

CHAIN CLAMPS

A neat, secure fastening, enabling the end of the hoisting chain to be locked to the pole. Made for No. 1 or No. 3 Oneida Chain.

20876	Painted	400	½	.18
20877	Galvanized	400	½	.22

BANNER CORE ROPE

A fine braided cotton rope with a weather-proof finish, which keeps out the rain and makes it extra durable. We recommend the 3/8 and 1/2-inch sizes for hoisting arc lamps, the 1/4 and 5/16-inch for use with the swinging hoods and the 3/16-inch for the Always Level Streethood.

Trade No.	Size Inches	Wt., Lbs. Std. Pkg.	Approx. Wt., Lbs. per 100 Ft.	Price per Lb.
20878	3/16	100	2	\$0.72
20879	1/4	100	2½	.72
20880	5/16	100	3 1/8	.72
20881	3/8	100	5	.72
20882	1/2	100	8	.72

EBONY WIRE ROPE

A 1/4-inch wire rope made of six flexible strands (each with soft center) around a flexible (black) center. The only wire rope really pliable enough to work freely with standard types of pulleys.

Trade No.	No. of Feet in Std. Pkg.	Approx. Wt., Lbs. per 100 Ft.	Price per Ft.
20883	1000	5	\$0.06

TRIMMER'S ROPE

Trimmer's rope is a 30-foot hoisting rope, with a snap hook at one end and six rings near the other end. The rings can be readily clamped at any desired intervals, so as to accommodate lamps hung at varying heights above the street. Just the thing for use with hoisting ropes, ending in a Cutter Rope Clamp and locked with a Cutter Pole Lock.

Trade No.	Std. Pkg.	Wt. Lbs.	Price Each
20884	25	4	\$2.50

CUTTER POLE LINE MATERIAL

SCHEDULE F

REMOVABLE POLE STEPS

Removable pole steps are much more easily carried than a ladder. A pair of them weighs less than 14 ounces, and can be slipped into the pocket. The sockets for them are hooded over so as to be sleet-proof.

Trade No.	Description	Std. Pkg.	Wt. Lbs.	Price Each
20885	Pole step, painted	250	$\frac{7}{16}$	\$0.25
20886	Socket, painted	250	$\frac{7}{16}$.15
20887	Pole step, galvanized..	250	$\frac{7}{16}$.30
20888	Socket, galvanized....	250	$\frac{7}{16}$.20

ORNAMENTAL POLE STEPS

Ornamental pole steps fit either round or octagonal poles. They are fastened in place by using a single lag screw and a nail.

20889	Painted	250	$\frac{13}{16}$.15
20890	Galvanized.....	250	$\frac{13}{16}$.25

INSULATED FORKS

A wrought iron fork holds a heavy porcelain spool with $\frac{1}{16}$ -inch groove, which insulates the suspension wire or cable from the pole. Made for $\frac{1}{2}$ -inch lag screw. Prices do not include the lag screws.

20891	Painted	250	1	.25
20892	Galvanized.....	250	1	.30

INSULATED SUSPENSION BOLTS

Consist of insulated fork with 12-inch bolt $\frac{1}{2}$ inch in diameter and having 6 inches of thread. Shipped complete, with nut and washer.

20893	Painted	200	2	.35
20894	Galvanized.....	200	2	.45

INSULATED TURNBUCKLES

An insulated fork on each end; maximum spread, 24 inches; adjustment, 9 inches.

20895	Painted	50	6	1.40
20896	Galvanized.....	50	6	1.60

WIRE ROPE INSULATORS

Wire rope insulators are looped into the hoisting rope just outside the pole pulley. Insulates the lamp end from the end within reach of the public. Made of steel, with hard rubber insulation and protecting ferrules.

20897	Eyes 4 inches apart...	200	$\frac{1}{4}$.40
20898	Eyes 8 inches apart...	200	$\frac{7}{16}$.55

GREEN HOOD PAINT

A dark green weatherproof paint for street-hood tops, darker in color than that on Cutter Hoods, as it has to dry in the air. Takes a gallon for every 80 18-inch hood tops.

20899-G	Gallon can.....	40	9	4.75
20900-G	2-gallon can.....	20	18	9.25
20901-G	5-gallon can.....	8	45	22.00

REFLECTOR ENAMEL


An extra fine air-drying enamel for streethood reflectors or tin shades. Not needed with Cutter Porcelainized Reflectors, but fine for all others. Takes a gallon for every 80 reflectors.

20902	Quart can	50	2 $\frac{1}{2}$	2.00
20903	Half gallon can.....	30	5	3.50
20904	Gallon can	15	8 $\frac{1}{2}$	6.25

PIPE PAINT

A glossy black paint for streethood goosenecks, mast arm pipes, arc fixtures and other metal work.


20905	Gallon can	40	13	1.25
20906	2-gallon can.....	20	25	2.25
20907	5-gallon can.....	8	63	5.50



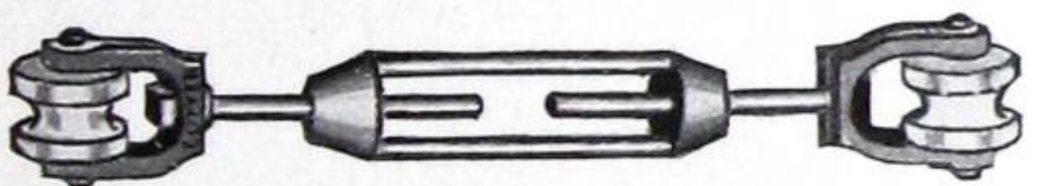
Ornamental Pole Step



Insulated Fork



Insulated Suspension Bolt



Insulated Turnbuckle



Wire Rope Insulator




Streethood Paint


CUTTER POLE LINE MATERIAL

SCHEDULE F

FIXED PIN BREAK ARMS, CAST IRON

Fixed Pin Break Arm
with StemFixed Pin Break Arm
without StemPinless Break Arm
with StemPinless Break Arm
without Stem

Fixed Pin Clamp Arm



Pinless Clamp Arm

Trade No.	Description	With 1¼-inch Stem		
		Std. Pkg.	Wt., Lbs. Each	Price Each
20908	12-inch spread, painted.....	50	6	\$0.60
20909	12-inch spread, galvanized..	50	6	.90
With 1½-inch Stem				
20910	12-inch spread, painted.....	50	6	.60
20911	12-inch spread, galvanized..	50	6	.90
20912	18-inch spread, painted.....	50	8½	.80
20913	18-inch spread, galvanized..	50	8½	1.25
20914	24-inch spread, painted.....	50	11	1.04
20915	24-inch spread, galvanized..	50	11	1.60
Without Stem				
20916	12-inch spread, painted.....	50	5½	.60
20917	12-inch spread, galvanized..	50	5½	.90
20918	18-inch spread, painted.....	50	8	.80
20919	18-inch spread, galvanized..	50	8	1.25
20920	24-inch spread, painted.....	50	10½	1.04
20921	24-inch spread, galvanized..	50	10½	1.60

PINLESS BREAK ARMS, CAST IRON

With 1¼-inch Stem, 12-inch Spread				
20922	1¼-inch sockets, painted....	50	6½	.60
20923	1¼-inch sockets, galvanized	50	6½	.90
20924	1½-inch sockets, painted....	50	6½	.60
20925	1½-inch sockets, galvanized	50	6½	.90
With 1½-inch Stem, 12-inch Spread				
20926	1¼-inch sockets, painted....	50	7	.60
20927	1¼-inch sockets, galvanized	50	7	.90
20928	1½-inch sockets, painted....	50	7	.60
20929	1½-inch sockets, galvanized	50	7	.90
With 1½-inch Stem, 18-inch Spread				
20930	1½-inch sockets, painted....	50	9	.80
20931	1½-inch sockets, galvanized	50	9	1.25
With 1½-inch Stem, 24-inch Spread				
20932	1½-inch sockets, painted....	50	12	1.10
20933	1½-inch sockets, galvanized	50	12	1.60
Without Stem, 12-inch Spread				
20934	1¼-inch sockets, painted....	50	6	.60
20935	1¼-inch sockets, galvanized	50	6	.90
20936	1½-inch sockets, painted....	50	6	.60
20937	1½-inch sockets, galvanized	50	6	.90

FIXED PIN CLAMP ARMS, CAST IRON

Has a "U" bolt for fastening to 2½-inch (bore) pipe.
Furnished for other sizes of pipe when so ordered.

20938	12-inch spread, painted.....	50	6	.80
20939	12-inch spread, galvanized..	50	6	1.25
20940	18-inch spread, painted.....	50	8½	1.25
20941	18-inch spread, galvanized..	50	8½	1.75

PINLESS CLAMP ARMS, CAST IRON

Furnished with 1½-inch sockets.

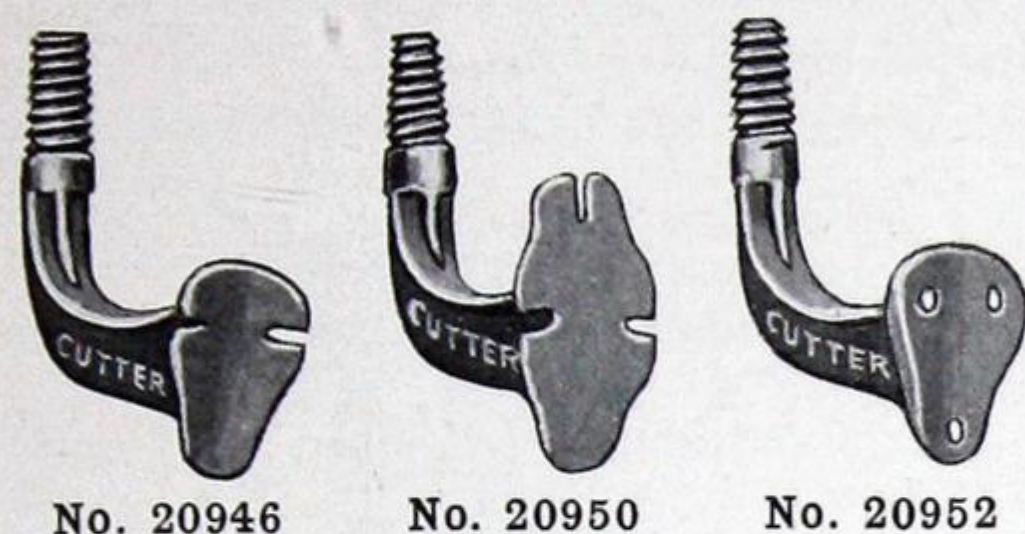
20942	12-inch spread, painted.....	50	6½	.80
20943	12-inch spread, galvanized..	50	6½	1.25
20944	18-inch spread, painted.....	50	9	1.25
20945	18-inch spread, galvanized..	50	9	1.75

CUTTER POLE LINE MATERIAL

SCHEDULE F

FIXED PIN POLE BRACKETS, CAST IRON

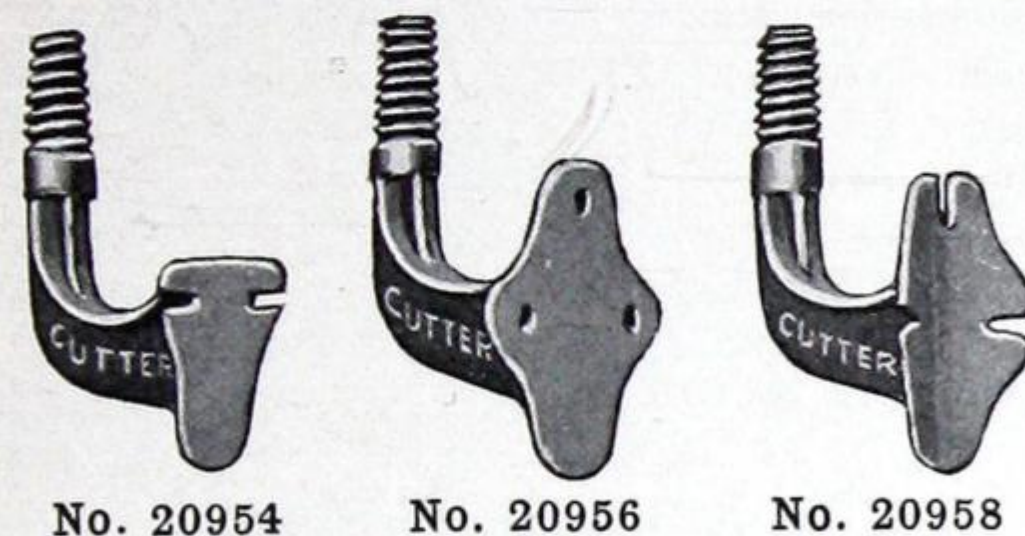
3-inch Extension, 4 Inches High



Trade No.	Description	Std. Pkg.	Wt., Lbs. Each	Price Each
20946	Lt., slots in plate, painted.	100	2	\$0.20
20947	Lt., slots in plate, galv....	100	2	.35
20948	Lt., holes in plate, painted.	100	2	.20
20949	Lt., holes in plate, galv....	100	2	.35
20950	Hvy., slots in plate, painted	100	3 1/2	.35
20951	Hvy., slots in plate, galv...	100	3 1/2	.50
20952	Hvy., holes in plate, painted	100	3 1/2	.35
20953	Hvy., holes in plate, galv...	100	3 1/2	.50

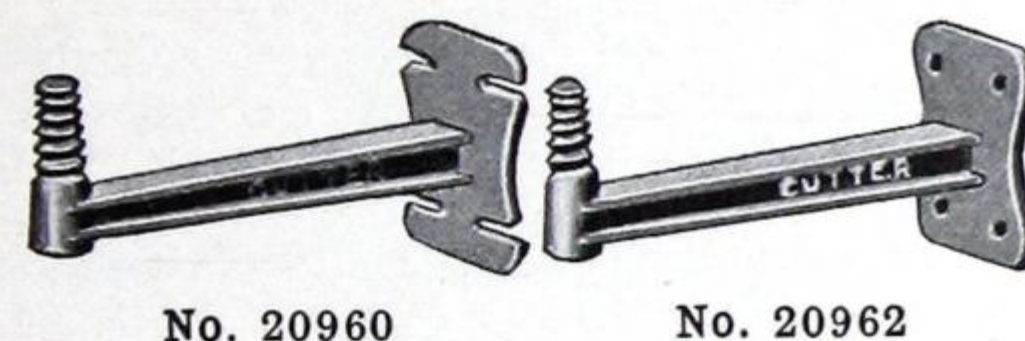
FIXED PIN WALL BRACKETS, CAST IRON

3-inch Extension, 4 Inches High



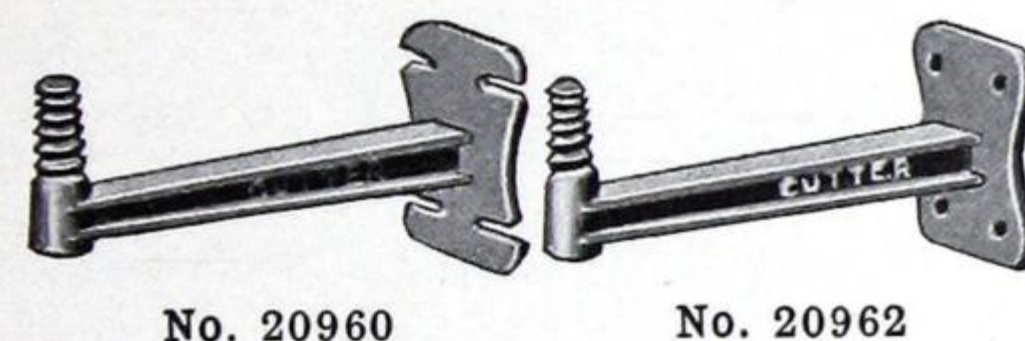
20954	Lt., slots in plate, painted.	100	2	.20
20955	Lt., slots in plate, galv....	100	2	.35
20956	Lt., holes in plate, painted.	100	2	.20
20957	Lt., holes in plate, galv....	100	2	.35
20958	Hvy., slots in plate, painted	100	3 1/2	.35
20959	Hvy., slots in plate, galv...	100	3 1/2	.50

6-inch Extension, 4 Inches High



20960	Slots in plate, painted....	75	3 1/2	.28
20961	Slots in plate, galvanized..	75	3 1/2	.40
20962	Holes in plate, painted....	75	3 1/2	.28
20963	Holes in plate, galvanized.	75	3 1/2	.40

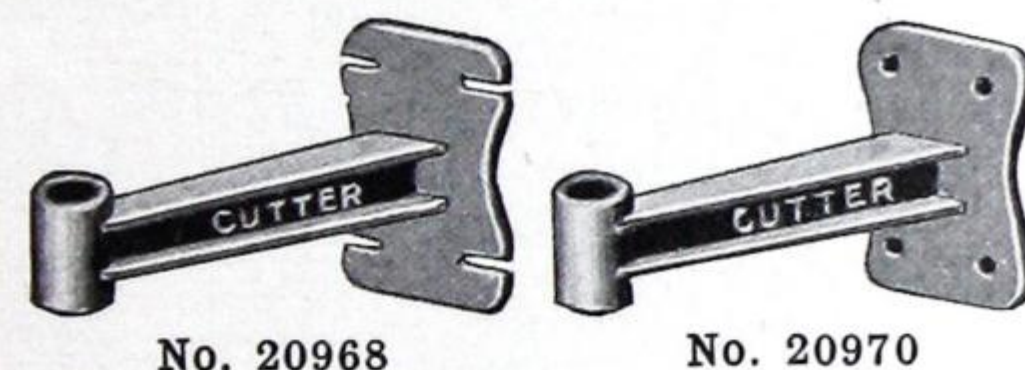
10-inch Extension, 4 Inches High



20964	Slots in plate, painted....	50	5 1/4	.55
20965	Slots in plate, galvanized..	50	5 1/4	.85
20966	Holes in plate, painted....	50	5 1/4	.55
20967	Holes in plate, galvanized.	50	5 1/4	.85

PINLESS WALL BRACKETS, CAST IRON

6-inch Extension, 1 1/4-inch Sockets



20968	Slots in plate, painted....	75	3 1/2	.30
20969	Slots in plate, galvanized..	75	3 1/2	.48
20970	Holes in plate, painted....	75	3 1/2	.30
20971	Holes in plate, galvanized.	75	3 1/2	.48

10-inch Extension, 1 1/2-inch Sockets

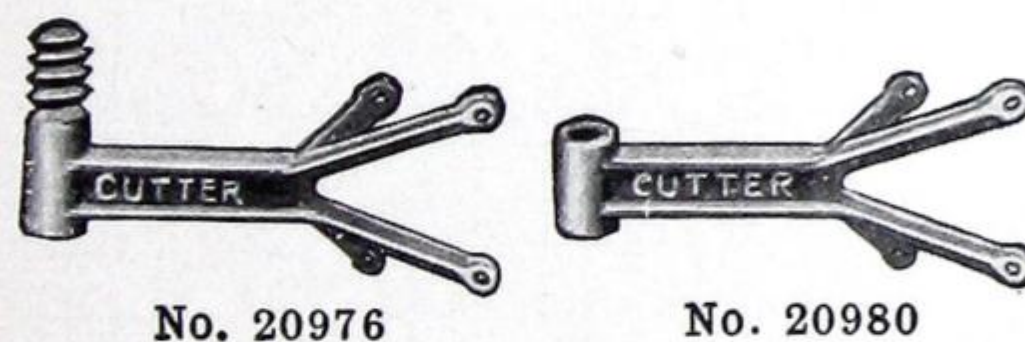


20972	Slots in plate, painted....	50	5 1/4	.55
20973	Slots in plate, galvanized..	50	5 1/4	.85
20974	Holes in plate, painted....	50	5 1/4	.55
20975	Holes in plate, galvanized.	50	5 1/4	.85

CORNER BRACKETS, CAST IRON

Suitable for brick and concrete buildings as well as for wooden beams.

Fixed Pin



20976	5-inch extension, painted..	50	3 1/2	.50
20977	5-inch extension, galvanized	50	3 1/2	.70
20978	8-inch extension, painted..	50	5	.60
20979	8-inch extension, galvanized	50	5	.85

Pinless, 1 1/4-inch Sockets

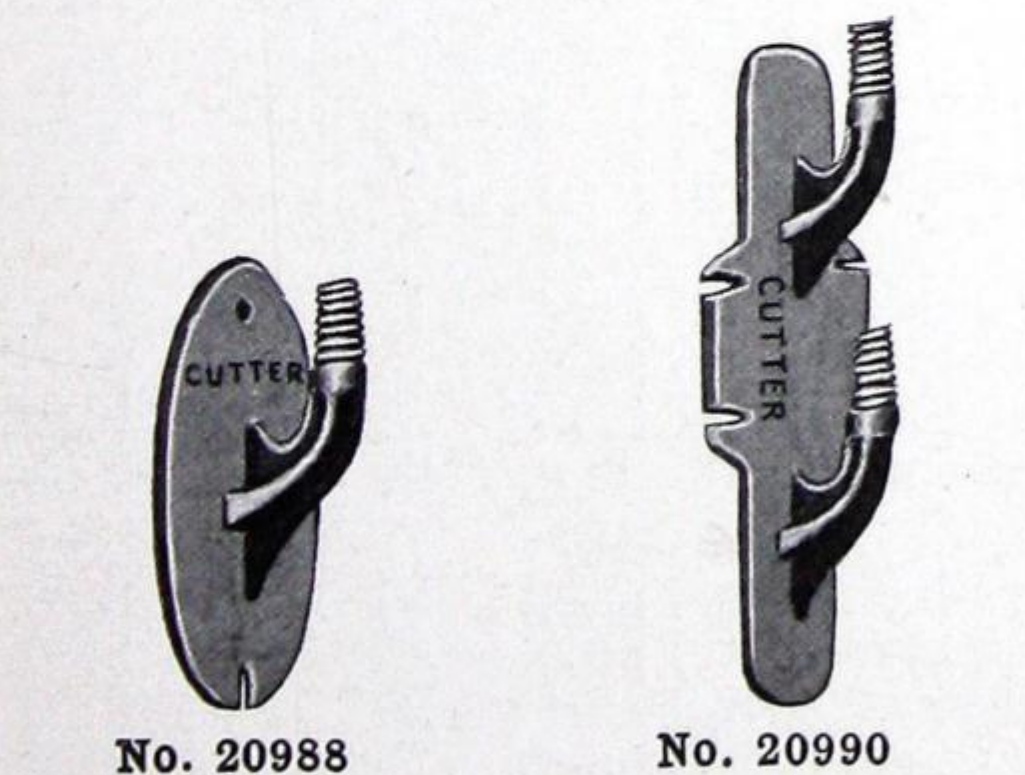
20980	5-inch extension, painted..	50	3 1/2	.50
20981	5-inch extension, galvanized	50	3 1/2	.70
20982	8-inch extension, painted..	50	5	.60
20983	8-inch extension, galvanized	50	5	.85

Pinless, 1 1/2-inch Sockets

20984	5-inch extension, painted..	50	3 1/2	.50
20985	5-inch extension, galvanized	50	3 1/2	.70
20986	8-inch extension, painted..	50	5	.60
20987	8-inch extension, galvanized	50	5	.85

HEAVY CABLE BRACKETS, CAST IRON

With Wall Plates



20988	Single pin, painted	50	6	.70
20989	Single pin, galvanized	50	6	1.00
20990	Double pin, painted	50	11	1.20
20991	Double pin, galvanized....	50	11	1.60

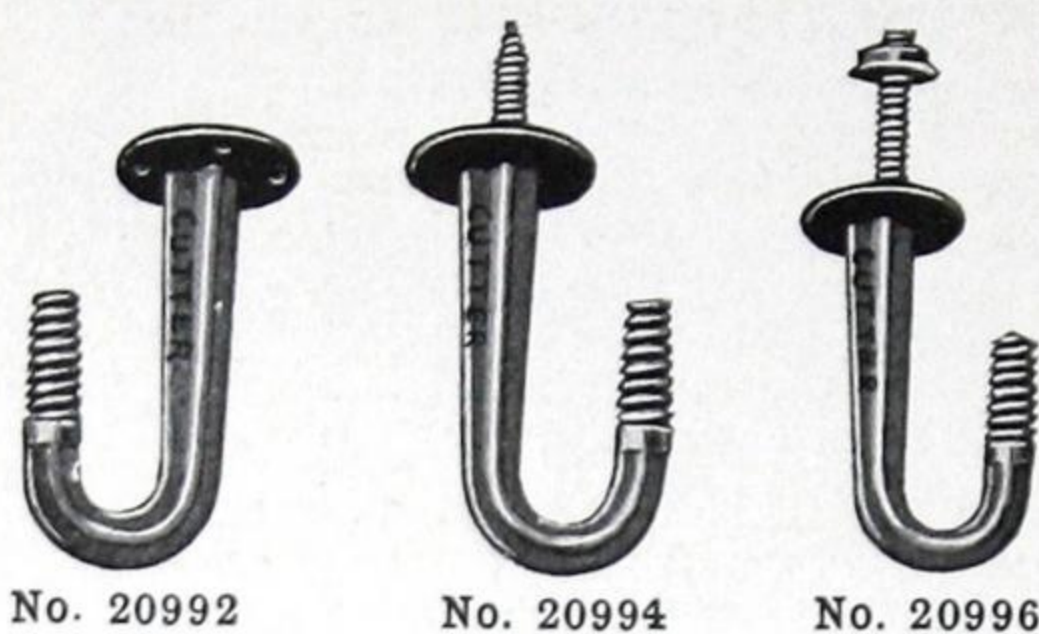
CUTTER POLE LINE MATERIAL

SCHEDULE F

CEILING BRACKETS, CAST IRON


For ceilings, bridges, mines, etc.

Single Brackets, 4-inch Drop, 3-inch Spread



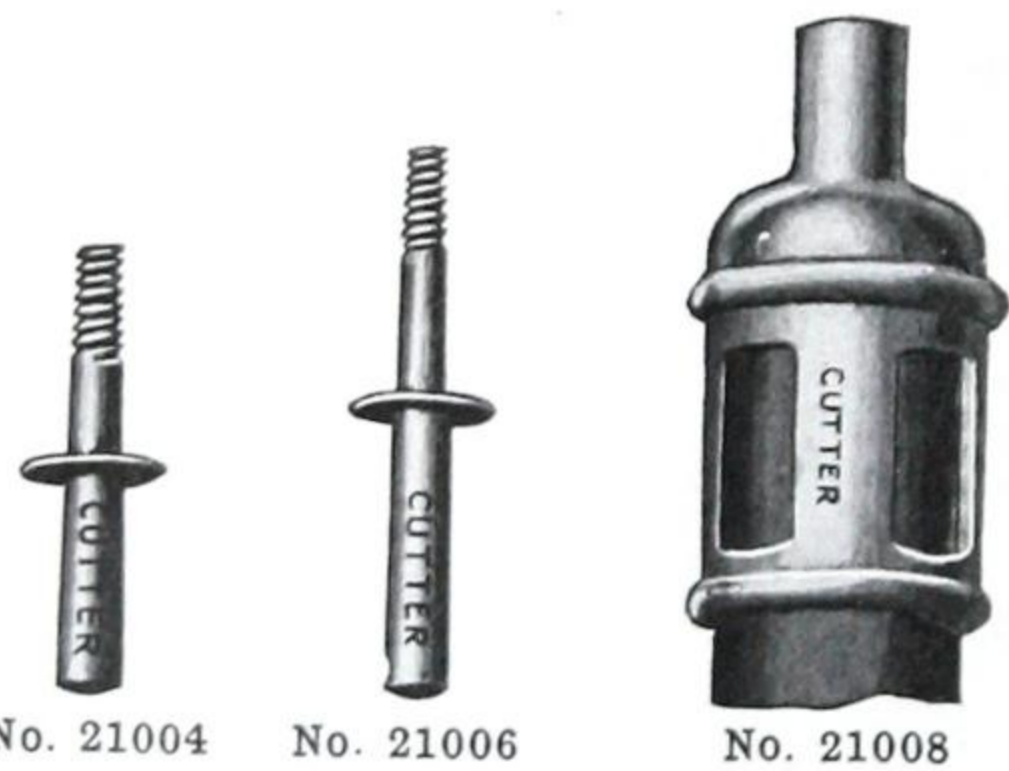
Trade No.	Description	Std. Wt., Lbs.		Price Each
		Pkg.	Each	
20992	With ceiling flange only, painted	50	3½	\$0.40
20993	With ceiling flange only, galvanized	50	3½	.56
20994	With lag screw, painted	50	3½	.40
20995	With lag screw, galv.	50	3½	.56
20996	With bolt, painted	50	3½	.40
20997	With bolt, galvanized	50	3½	.56

Double Brackets, 4-inch Drop, 6-inch Spread



20998	With ceiling flange only, painted	50	5	.48
20999	With ceiling flange only, galvanized	50	5	.68
21000	With lag screw, painted	50	5	.48
21001	With lag screw, galv.	50	5	.68
21002	With bolt, painted	50	5	.48
21003	With bolt, galvanized	50	5	.68

INSULATOR PINS, CAST IRON



21004	1¼-inch butt, 3¼ inches below shoulder, 4¼ inches above shoulder, painted	100	3	.30
21005	Same as No. 21004, galv.	100	3	.44
21006	1½-inch butt, 4½ inches below shoulder, 4⅞ inches above shoulder, painted	100	5	.36
21007	Same as No. 21006, galv.	100	5	.56

POLE TOPS, CAST IRON

Furnished with 1½-inch sockets and finished with a high grade black paint enamel.



21008	For 4-inch wood pole.	50	10	.90
21009	For 5-inch wood pole.	50	12	1.20
21010	For 6-inch wood pole.	50	14	1.50
21011	For 7-inch wood pole.	50	16	2.20
21012	For 8-inch wood pole.	50	18	2.50
21013	For 2-inch (bore) pipe.	50	7	.70
21014	For 2½-inch (bore) pipe.	50	8	.90
21015	For 3-inch (bore) pipe.	50	10	1.10
21016	For 4-inch (bore) pipe.	50	12	1.20
21017	For 5-inch (bore) pipe.	50	14	1.50

STANDARD FEEDER ARMS, CAST IRON

Single Wire

21018	For 3-inch (bore) pipe.	50	18	1.00
21019	For 4-inch (bore) pipe.	50	19	1.10
21020	For 5-inch (bore) pipe.	50	20	1.40
21021	For 6-inch (bore) pipe.	50	21	1.60

Two-Wire


21022	For 3-inch (bore) pipe.	25	23	1.60
21023	For 4-inch (bore) pipe.	25	24	1.75
21024	For 5-inch (bore) pipe.	25	25	1.90
21025	For 6-inch (bore) pipe.	25	26	2.10

Four-Wire

21026	For 3-inch (bore) pipe.	25	28	2.10
21027	For 4-inch (bore) pipe.	25	29	2.20
21028	For 5-inch (bore) pipe.	25	30	2.40
21029	For 6-inch (bore) pipe.	25	31	2.60

Six-Wire

21030	For 4-inch (bore) pipe.	25	34	3.00
21031	For 5-inch (bore) pipe.	25	35	3.36
21032	For 6-inch (bore) pipe.	25	36	3.50
21033	For 7-inch (bore) pipe.	25	38	3.64



CUTTER MAZDAARCS


SCHEDULE G—STANDARD PACKAGE QUANTITY, 10 OF ONE TRADE NUMBER OR STYLE



Style AA Mazdaarc



Style CA Mazdaarc



Style DA Mazdaarc

These fixtures consist of ventilated copper casings with lamp grip sockets and supporting spindles adjustable vertically with respect to the reflector or globe. These features make them adapted for use with all types and sizes of lamps, including the Type C Mazda lamps.

The casings are finished in black enamel or mottled copper and the steel reflectors in porcelain enamel.

Combinations may be made for any requirement in store, factory or street lighting. Each fixture gives the appearance of an arc lamp, and furnishes a soft light at the efficiency of the Mazda lamp.

For series street lighting systems, reactance sockets may be used, the coils being mounted inside the casings and connected in parallel with the sockets, no regulating apparatus being required.

STYLE AA

Designed especially for store lighting. Has an insulated ring for suspending from the ceiling and an Acorn Diffuser. If 9x13-inch Clear Ball Globe with a hole in the bottom is desired, deduct 50 cents list.

Black Enamel Finish

Trade No.	Description	Wt. Lbs.	Price Each
21034A	Medium screw socket.....	18	\$8.70
21035A	Mogul Screw Socket.....	19	9.00
21036A	*Regent Film Socket.....	20	10.00
21037A	Without socket.....	17	8.20

Mottled Copper Finish

21038A	Medium screw socket.....	18	9.45
21039A	Mogul Screw Socket.....	19	9.75
21040A	*Regent Film Socket.....	20	10.75
21041A	Without socket.....	17	8.95

STYLE CA

Similar to Style A, with 20-inch porcelain enamel reflector and Acorn Diffuser. 9x13-inch Diffusing Ball with a hole in the bottom will be furnished when ordered.

Black Enamel Finish

21050A	Medium screw socket.....	21	10.70
21051A	Mogul Screw Socket.....	22	11.00
21052A	*Regent Film Socket.....	23	12.00
21053A	Without socket.....	20	10.20

Mottled Copper Finish

21054A	Medium screw socket.....	21	11.45
21055A	Mogul Screw Socket.....	22	11.75
21056A	*Regent Film Socket.....	23	12.75
21057A	Without socket.....	20	10.95

STYLE DA

Style DA Mazdaarcs are for replacing arc lamps in street lighting. Consist of Style CA Mazdaarc with inner-wired iron cross-arm, high voltage insulator and lamp-supporting pulley. Shipped complete, as shown, without Mazda lamp.

If lamp-supporting pulley is not wanted, deduct \$1.45 from list. For mast arm pulley for 1¼ or 1½-inch (bore) pipe, add 20 cents to prices listed below.

Black Enamel Finish

21058A	Medium screw socket.....	36	13.20
21059A	Mogul Screw Socket.....	37	13.50
21060A	*Regent Film Socket.....	38	14.50
21061A	Without socket.....	35	12.70

If mottled copper casing is wanted, add 75 cents to list.

*Standard film socket shown on page 14 furnished in place of Regent when so ordered.

CUTTER SOL-LUX PENDANTS

FOR TYPE C LAMPS

SCHEDULE G—STANDARD PACKAGE QUANTITY, 10 OF ONE STYLE OR TRADE NUMBER



Sol-lux Junior Pendant with 18-inch Reflector and Large Refractor



Sol-lux Junior Pendant with 18-inch Reflector and Diffusing Globe



Sol-lux Senior Pendant with Diffusing Globe

Cutter Sol-lux Pendants are made in two styles and are designated Junior and Senior, respectively. The Junior Pendant has a hinged holder for diffusing globe or refractor and is furnished with or without 18-inch concentric reflector. The Senior Pendant has a large holder for pear shaped diffusing globe and is furnished with or without 24-inch concentric reflector. Except as regards size of holder, the Junior and Senior Pendants are the same. Compensators may be used with either style. The upper part of the casing is made of cast iron and has ornamental ribs which provide ample ventilation for Type C lamps. Wires leading to the socket terminals enter the fixtures through porcelain bushings. Above these is an insulated suspension ring. The lower part of the casing is made of 20 gauge copper. All cast iron parts are coated with a weather-resisting black paint enamel. Copper parts have an attractive gun metal finish and the reflectors are porcelain enameled steel.

Prices below do not include lamps.

SOL-LUX PENDANTS WITHOUT COMPENSATORS

Junior Pendant with Opal Ball

Mogul Screw Socket			Regent Film Socket		
Trade No.	Wt., Lbs. Each	Price Each	Trade No.	Wt., Lbs. Each	Price Each
22001	40	\$12.00	22002	41	\$13.00

Junior Pendant with 18-inch Reflector and Opal Ball

22003	46	14.00	22004	47	15.00
-------	----	-------	-------	----	-------

Junior Pendant with Reflector and Large Refractor

22005	52	22.75	22006	53	23.75
-------	----	-------	-------	----	-------

Junior Pendant with Reflector and Opal Diffuser

22007	49	13.50	22008	50	14.50
-------	----	-------	-------	----	-------

Senior Pendant with Diffusing Globe

22009	43	15.75	22010	44	16.75
-------	----	-------	-------	----	-------

Senior Pendant with 24-inch Reflector and Diffusing Globe

22011	53	18.75	22012	54	19.75
-------	----	-------	-------	----	-------

Senior Pendant with Reflector and Clear Globe

22013	53	18.25	22014	54	19.25
-------	----	-------	-------	----	-------

SOL-LUX PENDANTS WITH COMPENSATORS AND MOGUL SOCKETS

Junior Pendant with Opal Ball

For 400 C. P., 15-amp. Lamp			For 600 C. P., 20-amp. Lamp			For 1000 C. P., 20-amp. Lamp		
Trade No.	Wt., Lbs. Each	Price Each	Trade No.	Wt., Lbs. Each	Price Each	Trade No.	Wt., Lbs. Each	Price Each
22019	42	\$20.00	22020	46	\$21.25	22021	49	\$23.25

Junior Pendant with 18-inch Reflector and Opal Ball

22022	48	22.00	22023	52	23.25	22024	55	25.25
-------	----	-------	-------	----	-------	-------	----	-------

Junior Pendant with Reflector and Refractor

22025	54	31.00	22026	58	32.25	22027	61	34.25
-------	----	-------	-------	----	-------	-------	----	-------

Junior Pendant with Reflector and Opal Diffuser

22028	51	23.00	22029	55	24.25	22030	58	26.75
-------	----	-------	-------	----	-------	-------	----	-------

Senior Pendant with Pear Shaped Opal Globe

22031	45	23.75	22032	49	25.00	22033	52	27.00
-------	----	-------	-------	----	-------	-------	----	-------

Senior Pendant with 24-inch Reflector

22034	55	26.75	22035	59	28.00	22036	62	30.00
-------	----	-------	-------	----	-------	-------	----	-------

Senior Pendant with Reflector and Clear Globe

22037	55	23.25	22038	59	24.50	22039	62	26.50
-------	----	-------	-------	----	-------	-------	----	-------

ORNAMENTAL STREET LIGHTING SYSTEMS

WITH

CUTTER POSTS AND BRACKETS

Ornamental street lighting is the paramount attainment in city beautification. It expresses art and economy, progress and morality, safety and comfort as the prime issues of a city or town government. An installation of ornamental standards accomplishes an aesthetic purpose as well as a practical one. It encourages civic betterment and stimulates business activity. Streets are kept cleaner and building fronts are made more attractive because of their pleasing appearance by day. By night, adequate illumination is afforded by clusters of soft lights or single units of high candle power lamps enclosed in globes of diffusing glass.

The selection of artistic standards is the most important consideration in the plan of an ornamental lighting system. The posts should harmonize with their surroundings, should be sturdy in construction and easy to install. Cutter Posts are made by pioneers in the field of outdoor electric lighting. Over a quarter of a century has been devoted to the design and manufacture of electrical lighting fixtures. Cutter Posts are artistic and original in design. They are made of best quality grey iron, the recognized standard material for ornamental posts. They are made from metal patterns, thus insuring clean castings with ornaments true to design. There are many designs to select from, so that one can be found exactly suited to any individual requirement.

Cluster posts of two to five lights each are best adapted to "White Way" lighting where display effects as well as evenly diffused illumination are desired. Pendent clusters are from 35 to 50 per cent more efficient than upturned clusters. The top lamp supplies light for the building fronts, the pendent clusters for the sidewalks, show windows and streets.

Until recently, the single light standard has been used almost exclusively in the resident portions of the city; for park and boulevard lighting and for entrances to private grounds and public buildings. The development of the high efficiency incandescent units of high candle power has made it possible to install single light posts in business districts, so spaced that the illumination is adequate for all purposes, and the cost of installation and maintenance reduced to a minimum.


These new lamps are more efficient in the 20-ampere class. As it is not practical usually to supply power to the lamps at this value, compensators are mounted either in the bases or tops of the posts to take power from a 6.6 or 7.5-ampere line and deliver it to the lamps at 20 amperes.

Operating these lamps on a series circuit of high potential necessitates the use of a pothead in the base of the post. This is described on page 49. This device also makes clusters of series lamps economical and safe, whereas in the past, multiple lamps have been used generally for cluster lighting.


The popular designs of Cutter Posts are listed on the following pages. Post parts are listed on pages 48 and 49. Special designs and drawings, showing many pleasing combinations, will be submitted upon request. Our Engineering Service Department plans complete systems and furnishes expert advice when request is made.

CUTTER ORNAMENTAL POSTS


SCHEDULE I—STANDARD PACKAGE QUANTITY, 20 OF ONE STYLE
COMMONWEALTH



No. 23502



No. 23504



No. 23500

Base, 18 inches square, 2 feet high. Column, 8 inches octagon above the base, tapering to 4 inches octagon near the top. Height from ground to bottom of pendent globes, 11 feet; to top of top globe, 14 feet 3 inches; to top of globe on the 1-light post, 13 feet 6 inches. Distance from center to center of opposite globes, 36 inches. Pendent globes, 6x12 inches; top globe, 8x14 inches; globe for 1-light post, 8x16 inches.

Trade No.	No. of Lights	Wt., Lbs. Each	Price Each	Trade No.	No. of Lights	Wt. Lbs. Each	Price Each
23500	1	475	\$55.00	23503	4	665	65.00
23501	2	560	60.00	23504	5	665	65.00
23502	3	560	60.00

Prices of posts include medium screw sockets, but not the globes, wiring, or foundation bolts. Use four 1-inch foundation bolts. See pages 48 and 49.

CUTTER ORNAMENTAL POSTS

SCHEDULE I—STANDARD PACKAGE QUANTITY, 20 OF ONE STYLE

AVENUE



No. 23007

No. 23009

No. 23005

Base, 18 inches square, 3 feet 11 inches high. Column, 6½ inches in diameter above the base, tapering to 3½ inches in diameter near the top. Height from ground to bottom of pendent globes, 11 feet; to top of top globe, 14 feet 4 inches; to top of globe on the 1-light post, 13 feet. Distance from center to center of opposite globes, 32 inches. Pendent globes, 6x12 inches; top globe, 8x14 inches; globe for 1-light post, 8x16 inches.

Trade No.	No. of Lights	Wt., Lbs. Each	Price Each	Trade No.	No. of Lights	Wt., Lbs. Each	Price Each
23005	1	500	\$55.00	23008	4	675	\$67.50
23006	2	575	61.00	23009	5	675	67.50
23007	3	575	61.00

Prices of posts include medium screw sockets, but not the globes, wiring or foundation bolts. Use four 7/8 or 1-inch foundation bolts. See pages 48 and 49.

CUTTER ORNAMENTAL POSTS

SCHEDULE I—STANDARD PACKAGE QUANTITY, 20 OF ONE STYLE

RIVERSIDE



No. 21107

No. 21109

No. 21105


Base, 18 inches in diameter, 3 feet 6 inches high. Column, 8½ inches largest diameter, tapering to 3½ inches in diameter near the top. Height from ground to bottom of pendent globes, 11 feet; to top of top globe, 14 feet; to top of globe on the 1-light post 13 feet, 2 inches. Distance from center to center of opposite globes, 40 inches. All globes 8x12 inches, except for 1-light post, which is 8x16 inches.

Trade No.	No. of Lights	Wt., Lbs. Each	Price Each	Trade No.	No. of Lights	Wt., Lbs. Each	Price Each
21105	1	450	\$50.00	21108	4	585	\$60.00
21106	2	500	55.00	21109	5	585	60.00
21107	3	500	55.00

Prices of posts include medium screw sockets, but not the globes, wiring, or foundation bolts. Use four ¾ or 1-inch foundation bolts. See pages 48 and 49.

CUTTER ORNAMENTAL POSTS

SCHEDULE I—STANDARD PACKAGE QUANTITY, 20 OF ONE STYLE
BOULEVARD



No. 21119



No. 21121




No. 21117

Base, 14 inches in diameter, 2 feet 10 inches high. Column, 5½ inches in diameter above the base, tapering to 3½ inches in diameter near the top. Height, from ground to bottom of pendent globes, 10 feet; to top of top globe, 13 feet 2 inches; to top of globe on the 1-light post, 12 feet 7 inches. Distance from center to center of opposite globes, 32 inches. Pendent globes, 6x10 inches; top globe, 6x12 inches; globe for 1-light post, 8x14 inches.

Trade No.	No. of Lights	Wt., Lbs. Each	Price Each	Trade No.	No. of Lights	Wt., Lbs. Each	Price Each
21117	1	300	\$35.00	21120	4	375	\$47.50
21118	2	335	41.50	21121	5	375	47.50
21119	3	335	41.50

Prices of posts include medium screw sockets, but not the globes, wiring, or foundation bolts. Use four ¾-inch foundation bolts. See pages 48 and 49.


CUTTER ORNAMENTAL POSTS
 SCHEDULE I—STANDARD PACKAGE QUANTITY, 20 OF ONE STYLE



Broadway, No. 23696

Base, 20 inches in diameter, 2 feet 8 inches high. Column, 7½ inches in diameter above the base, tapering to 6⅛ inches in diameter near the top. Height, from ground to bottom of pendent globes, 11 feet 7½ inches; to top of center globe, 15 feet. Distance from center to center of opposite globes, 32 inches. Pendent globes, 6x12 inches; top globe, 8x16 inches.

Trade No.	No. of Lights	Wt., Lbs. Each	Price Each
23692	1	560	\$56.50
23693	2	650	62.50
23694	3	650	62.50
23695	4	700	67.50
23696	5	700	67.50




Chicago, No. 23495

Base, 21 inches octagon at bottom, 4 feet high. Column, 5⅛ inches in diameter above the base, tapering to 4 inches in diameter near the top. Height, from ground to center of pendent globes, 12 feet; to top of top globe 14 feet 7 inches. Distance from center to center of opposite globes, 26 inches. Pendent globes, 6x9 inches; top globe, 6x12 inches.

Trade No.	No. of Lights	Wt., Lbs. Each	Price Each
23000	1	500	\$55.00
23495	5	665	65.00

Prices of posts include medium screw sockets, but not the globes, wiring, or foundation bolts. Use four 1-inch bolts for Broadway; ¾-inch for Chicago. See pages 48 and 49.


CUTTER ORNAMENTAL POSTS

SCHEDULE I—STANDARD PACKAGE
QUANTITY, 20 OF ONE STYLE

Midway, No. 23038

Base, 18 inches square, 2 feet high. Column, 8 inches in diameter above the base, tapering to 4 inches in diameter near the top. Height, from ground to bottom of pendent globes, 9 feet 5 inches; to top of top globe, 12 feet 9½ inches; to top of globe on the 1-light post, 12 feet. Distance from center to center of opposite globes, 36 inches. Pendent globes, 6x12 inches; top globe, 8x14 inches; globe for 1-light post, 8x16 inches.

Trade No.	No. of Lights	Wt., Lbs. Each	Price Each
23034	1	450	\$50.00
23035	2	550	57.50
23036	3	550	57.50
23037	4	615	62.50
23038	5	615	62.50



Plaza, No. 23999

Base, 20 inches in diameter, 2 feet 8 inches high. Column, 7½ inches in diameter above the base, tapering to 6⅛ inches in diameter near the top. Height, from ground to bottom of pendent globes, 11 feet 6 inches; to top of top globe, 15 feet; to top of globe on the 1-light post, 11 feet 8¾ inches. Distance from center to center of opposite globes, 36 inches. Pendent globes, 6x12 inches; top globe, 8x16 inches; globe for 1-light post, 8x16 inches.

Trade No.	No. of Lights	Wt., Lbs. Each	Price Each
23995	1	485	\$52.50
23996	2	670	65.00
23997	3	670	65.00
23998	4	735	70.00
23999	5	735	70.00


Prices of posts include medium screw sockets, but not the globes, wiring, or foundation bolts. Use four 1-inch foundation bolts. See pages 48 and 49.

CUTTER ORNAMENTAL POSTS


SCHEDULE I—STANDARD PACKAGE QUANTITY, 20 OF ONE STYLE
SINGLE-LIGHT POSTS FOR TYPE C HIGH EFFICIENCY MAZDA LAMPS



Continental, No. 22055



Colony, No. 22065



Colony, No. 22068

The Continental Post is designed for "White Way" lighting, with Sol-lux Senior Top which accommodates compensators for 15 and 20-ampere series Mazda lamps. Base, 20 inches in diameter, 31 inches high. Column, 7½ inches in diameter above the base, tapering to 5¾ inches in diameter near the top. Height to bottom of globe, 12 feet 6 inches; to top of ventilator on Sol-lux Senior Globe, 14 feet 8 inches; to top of ventilator on 16-inch ball globe, 14 feet 4 inches. Globe holder has 8-inch fitter. Use four 7/8 or 1-inch foundation bolts.


The Colony Post is a smaller size of the Continental. Base, 16 inches in diameter, 21 inches high. Column, 5¾ inches in diameter above the base, tapering to 3¾ inches in diameter near the top. Height to bottom of globe, 10 feet; to top of ventilator on Sol-lux Junior Globe, 11 feet 11 inches; to top of ventilator on 16-inch globe, 11 feet 10 inches. Globe holder has 8-inch fitter and will accommodate compensator. Use three ¾-inch foundation bolts.

Description	Continental			Colony		
	Trade No.	Wt., Lbs. Each	Price Each	Trade No.	Wt., Lbs. Each	Price Each
*With globe holder and Mogul Screw Socket.....	22051	500	\$52.80	22061	300	\$35.30
With Sol-lux Ornamental Top, Mogul Screw Socket	22055	520	70.80	22065	320	50.30
Same, with Regent Film Socket.....	22056	521	71.80	22066	321	51.30
With 16-in. diffusing ball, ventilator and Mogul Socket	22058	520	63.30	22068	320	45.80
Same, with Regent Film Socket.....	22059	521	64.30	22069	321	46.80

*For prices of compensators, glassware, potheads, sockets and foundation bolts see pages 48 and 49.

CUTTER ORNAMENTAL POSTS

SCHEDULE I — STANDARD PACKAGE QUANTITY, 20 OF ONE STYLE
 SINGLE-LIGHT POSTS FOR TYPE C HIGH EFFICIENCY MAZDA LAMPS



Capitol, No. 22075



Capitol, No. 22078



Broadway, No. 22085

The Capitol Post is a massive standard of highly artistic design built especially for the lighting of business districts with high candle power incandescent lamps. Base, 20 inches in diameter, 2 feet 5 inches high. Column, 7½ inches in diameter above the base, tapering to 6⅛ inches in diameter near the top. Height to bottom of globe, 13 feet 5 inches; to top of ventilator on Sol-lux Senior Globe, 15 feet 7 inches; to top of ventilator on 16-inch ball globe, 15 feet 3 inches. Globe holder has 8-inch fitter.

The Broadway Post is of the same general design as the Capitol, with more simple ornamentation. Has a Corinthian top equipped with 8-inch globe fitter.

Description	Capitol			Broadway		
	Trade No.	Wt., Lbs. Each	Price Each	Trade No.	Wt., Lbs. Each	Price Each
*With 8-in. globe holder and Mogul Screw Socket	22071	580	\$60.30	22081	580	\$57.80
*Same, with Regent Film Socket.....	22072	581	61.30	22082	581	58.80
With Sol-lux Ornamental Top, Mogul Socket	22075	600	78.30	22085	600	75.80
Same, with Regent Film Socket.....	22076	601	79.30	22086	601	76.80
With 16-inch diffusing ball, ventilator and Mogul Socket.....	22078	600	70.80	22088	600	68.30
Same, with Regent Film Socket.....	22079	601	71.80	22089	601	69.30

*Use four 1-inch foundation bolts. For prices of bolts, glassware, compensators, etc., see pages 48 and 49.


CUTTER ORNAMENTAL POSTS

SCHEDULE I—STANDARD PACKAGE QUANTITY, 20 OF ONE STYLE


SINGLE-LIGHT POSTS FOR TYPE C HIGH EFFICIENCY MAZDA LAMPS



Octagonal, with Sol-lux
Senior Ornamental Top



Octagonal, with 16-inch
Diffusing Ball and Ventilator



Chicago, with Sol-lux
Junior Ornamental Top

The Octagonal Post conforms to the latest ideas of artistic design. Straight lines and graceful proportions make it a standard of simple elegance, one which harmonizes with surroundings in almost every locality. The top accommodates compensators for 15 and 20-ampere lamps and has an 8-inch globe fitter. The post is made in two heights. Base, 21 inches octagon, 3 feet high. Column, 8 inches octagon above the base, tapering to 4½ inches octagon near the top. Heights to bottom of globe, 11 feet 9 inches and 15 feet 4 inches, respectively. Use four 1-inch foundation bolts.


The Chicago Post has a 21-inch octagonal base. Column, 5½ inches in diameter above the base, tapering to 4 inches in diameter near the top. Height to bottom of globe, 12 feet. Use four ¾-inch foundation bolts.

Trade No.	Description	Wt., Lbs. Each	Price Each
22111	11-ft. 9-in. Octagonal, Casing with 8-in. fitter, Mogul Socket.....	490	\$55.30
22112	Same, with Regent Film Socket.....	491	56.30
22121	15-ft. 5-in. Octagonal, Casing with 8-in. fitter, Mogul Socket.....	585	67.80
22122	Same, with Regent Film Socket.....	586	68.80
22131	Chicago, with Sol-lux Junior Casing with 8-in. fitter, Mogul Socket...	500	55.30
22132	Same, with Regent Film Socket.....	501	56.30


Prices do not include glassware, ventilators, compensators or foundation bolts. See pages 48 and 49.

CUTTER ORNAMENTAL POSTS


SCHEDULE I—STANDARD PACKAGE QUANTITY, 20 OF ONE STYLE
SINGLE-LIGHT STANDARDS FOR TYPE C HIGH EFFICIENCY MAZDA LAMPS



Park View, with 16-inch
Diffusing Ball and Ventilator



Park View, with Sol-lux
Junior Top



Villa, with 16-inch
Diffusing Ball and Ventilator

The Park View Post is designed especially for lighting parks, boulevards and entrances to public buildings. Base, 16 inches in diameter, 17 inches high. Column, 5½ inches in diameter above the base, tapering to 3½ inches in diameter near the top. Height to top of standard globe holder, 10 feet; to bottom of Sol-lux Junior Globe, 10 feet 3½ inches; to top of ventilator on same, 12 feet 2½ inches; to top of ventilator on 16-inch ball globe, 12 feet.


The Villa design has a base 17 inches in diameter, 18¼ inches high. Column, 5 inches in diameter above the base, tapering to 2⅞ inches in diameter near the top. Height to top of standard globe holder, 10 feet; to top of ventilator on 16-inch ball globe, 12 feet. Standard globe holder has 8-inch fitter.

Description	Park View			Villa		
	Trade No.	Wt., Lbs.	Price Each	Trade No.	Wt., Lbs.	Price Each
*With 8-in. standard globe holder and medium screw socket	22435	300	\$35.00	22426	300	\$35.00
*Same, with Mogul Screw Socket.....	22436	301	35.30	22427	301	35.30
*Same, with Regent Film Socket.....	22437	302	36.30	22428	302	36.30
With Sol-lux Junior Top, Mogul Socket.....	22431	312	51.00
Same, with Regent Film Socket.....	22432	313	52.00
With 16-inch diffusing ball, ventilator and Mogul Socket..	22433	312	45.80	22429	312	45.80
Same, with Regent Film Socket.....	22434	313	46.80	22430	313	46.80

*Glassware and ventilators extra. Use three ¾-inch foundation bolts. See pages 48 and 49.

CUTTER ORNAMENTAL POSTS


SCHEDULE I—STANDARD PACKAGE QUANTITY, 20 OF ONE STYLE
SINGLE-LIGHT STANDARDS FOR ORNAMENTAL ARC LAMPS



Capitol, with
Inverted Arc



White Way, with
Inverted Arc



Continental, with
Inverted Arc

These posts are designed for use with Inverted Arc Lamps, but prices do not include arc lamps. The columns have threaded holes in the top to receive screws for holding the insulator of the arc lamp. The dimensions are practically the same for all posts, except that the White Way style is made in a shorter length, designated as Residential, and in a longer length, designated as Park Way.

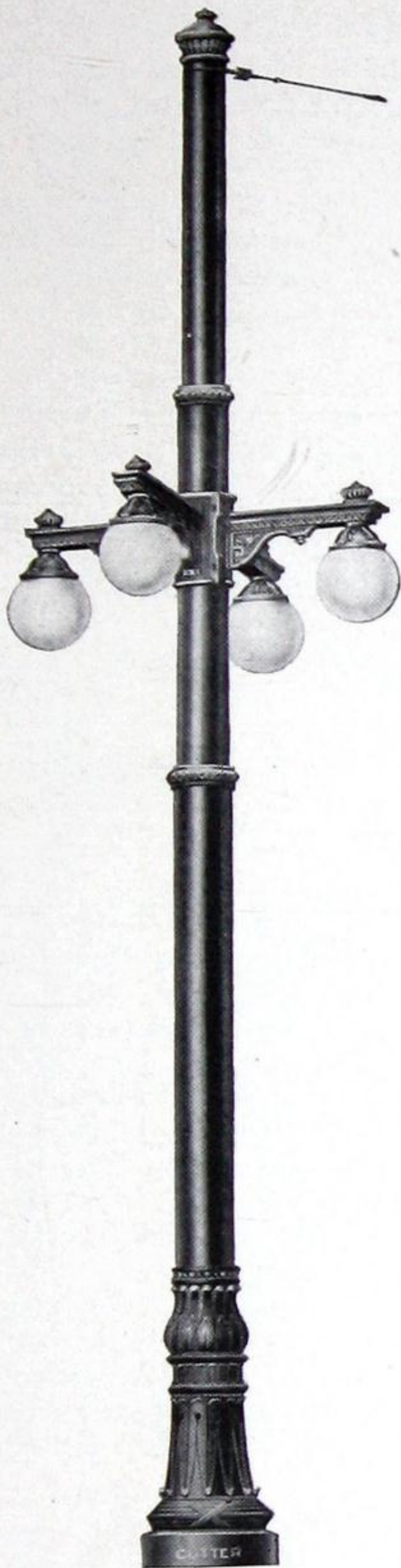
The bases are 20 inches in diameter and 2 feet 7 inches high. The columns are 7½ inches in diameter above the base, tapering to about 6 inches in diameter near the top. Height to bottom of Inverted Arc Lamp, 12 feet 3 inches, except for Continental, which is 11 feet 5½ inches. Height to center of arc of White Way type, 14 feet 6 inches; Residential, 12 feet; Park Way, 18 feet.

Description	Ship. Wt., Lbs. Each	For Westinghouse Flame Lamp		For General Electric Inverted Arc Lamp	
		Trade No.	Price Each	Trade No.	Price Each
Capitol.....	550	22090	\$52.50	22095	\$52.50
White Way.....	540	22091	50.00	22439	50.00
Residential.....	465	22092	45.00	22438	45.00
Park Way.....	650	22093	62.50	22440	62.50
Continental.....	470	22094	45.00	22096	45.00


Use four 1-inch foundation bolts. For prices see pages 48 and 49.

CUTTER ORNAMENTAL POSTS AND BRACKETS

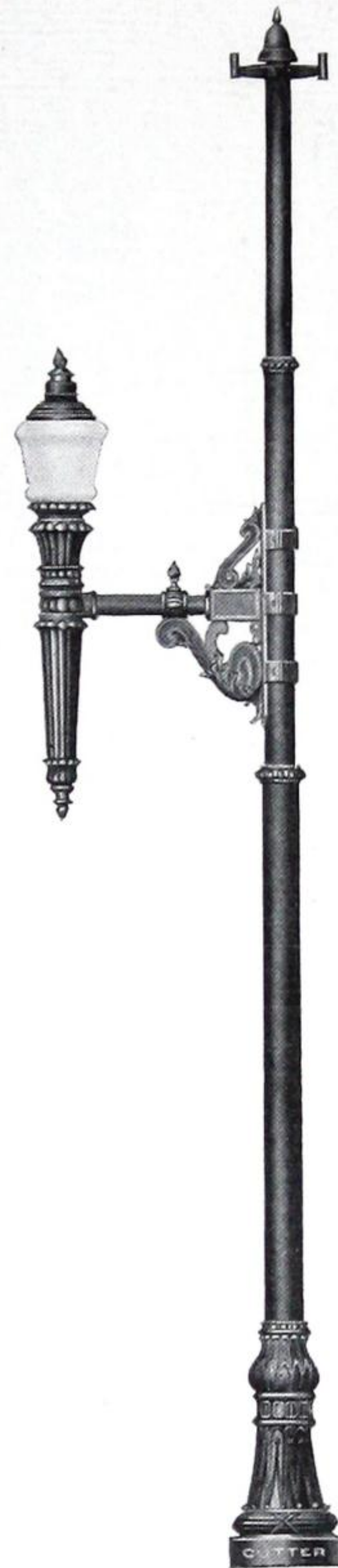
SCHEDULE I—STANDARD PACKAGE QUANTITY, 20 OF ONE STYLE
TROLLEY BRACKETS AND SIGN POSTS



Cluster Trolley Brackets, No. 22154



Arcade Sign Post No. 22443



Sol-lux Trolley Brackets, No. 22251

Trolley Brackets

Cluster Trolley Brackets are fitted with 8-inch pendent globe holders and medium screw sockets. The clamps are adjustable to compensate for rake on trolley poles. Distance from center to center of opposite globes, 48 inches. Prices cover brackets only without globes.

Sol-lux Trolley Brackets are designed for Sol-lux Ornamental Tops or Inverted Arc Lamps. Distance from pole to center of lamp, 3 feet. Prices cover brackets only and do not include Arc Lamps or Ornamental Casing, Globe or Ventilator. See pages 48 and 49.

TRADE NUMBER			Description	Wt., Lbs. Each	Price Each
For 5-in. Pipe	For 6-in. Pipe	For 7-in. Pipe			
22152	22162	22172	2-light cluster bracket.....	185	\$25.00
22154	22164	22174	4-light cluster bracket.....	275	37.50
22251	22261	22271	*1-light Sol-lux Bracket for Sol-lux Ornamental Top.....	200	27.50
22351	22361	22371	*Same, for Westinghouse Flame Lamp.	190	27.50
22451	22461	22471	*Same, for G-E Inverted Arc Lamp....	190	27.50

*Prices of 2-light Sol-lux Brackets are double those for single-light brackets.

Sign Posts

The Arcade Sign Post has a cast iron base, 12 inches in diameter, 2½ feet high and a column made of 2½ and 1¼-inch bore pipe. Height to center of signs, 9 feet 9 inches.

Trade No.	Description	Wt., Lbs., Each	Price, Each
22443	Without signs. Use four ¾-inch foundation bolts listed on page 49..	125	\$12.00

CUTTER ORNAMENTAL NEWELS

FOR TYPE C LAMPS

SCHEDULE I—STANDARD PACKAGE QUANTITY, 20 OF ONE STYLE

SOL-LUX GATE POST NEWELS



Sol-lux Gate Post Newels

These newels are made of the highest quality grey iron. They are of distinctive design and very appropriate for the lighting of gateways and private grounds, entrances of buildings, etc.

Base, 14 inches in diameter, 24 inches high. Column, 5 inches in diameter above base, tapering to 3½ inches in diameter near the top. Height from base plane to bottom of side globes, 3 feet 8 inches; to bottom of center globe, 4 feet 6½ inches; to bottom of globe of 1-light newel, 3 feet 8 inches. Distance from center to center of opposite globes, 30 inches. Designed for 6x9-inch or 6x10-inch side globes, and 6x12-inch or 6x14-inch top globe.

Prices below include medium screw sockets for side lamps and Mogul Screw Sockets for center lamps, unless otherwise specified. Prices do not include globes, ventilators, lamps, wiring or foundation bolts. Use three ¾-inch bolts. See pages 48 and 49.

Trade No.	No. of Lights	Wt., Lbs. Each	Price Each
21817	1	125	\$25.00
21818	2	175	35.00
21819	3	175	35.00
21820	4	215	40.00
21821	5	215	40.00

SOL-LUX BRIDGE NEWELS



Sol-lux Bridge Newels

Similar in design to Sol-lux Gate Post Newel but higher. Base, 14 inches in diameter, 24 inches high. Column, 5 inches in diameter above the base, tapering to 3½ inches in diameter near the top. Height from base plane to bottom of side globes, 6 feet; to bottom of center globe, 6 feet 10½ inches; to bottom of globe on the 1-light newel, 6 feet. Distance from center to center of opposite globes, 30 inches. Designed for 6x9-inch or 6x10-inch side globes and 6x12-inch or 6x14-inch center globes.

Arms may be reversed for pendent clusters.

Prices below do not include globes, ventilators, lamps, wiring or foundation bolts. Use three ¾-inch bolts. See pages 48 and 49. Prices include medium screw sockets for side lamps and Mogul Screw Sockets for top lamps.

Trade No.	No. of Lights	Wt., Lbs. Each	Price Each
21825	1	175	\$32.50
21826	2	225	42.50
21827	3	225	42.50
21828	4	265	47.50
21829	5	265	47.50

GLOBES

Trade No.	Description	Wt., Lbs. Each	Price Each
21830	6x9-inch Diffusing Ball...	6	\$1.75
21842	6x10-inch Diffusing Ball..	7	2.00
21831	6x12-inch Diffusing Ball (without top fitter)....	8	2.50
21832	6x12-inch Diffusing Ball with 5½-inch top fitter)	8	2.50
21833	6x14-inch Diffusing Ball (with 5½-inch top fitter)	9	3.50
21791	8x16-inch Diffusing Ball (with 6-inch top fitter).	10	6.50

VENTILATORS


Trade No.	Description	Wt., Lbs. Each	Price Each
21792	With 6-inch fitter.....	9	\$4.00
21793	With 5½-inch fitter....	9	4.00

CUTTER ORNAMENTAL BRACKETS

SCHEDULE I—STANDARD PACKAGE QUANTITY, 20 OF ONE STYLE

MIDGET BRACKETS

A light cast iron bracket designed for small sizes of lamps which do not require ventilation. Has a threaded stem for attachment to crowfoot or conduit. Diameter of wall canopy, $5\frac{1}{4}$ inches. Distance from end of stem to center of globe, 6 inches. Equipped with $4\frac{1}{4}$ -inch holder and medium screw socket, but not wired.



Midget Bracket

Reversible Bracket

Trade No.	Description	Wt., Lbs. Each	Price Each
21835	With 4x8-inch Diffusing Globe	12	\$4.75
21836	Without globe	7	3.25

REVERSIBLE BRACKETS

When ventilation is not necessary, this bracket may have the globe hang downward. In this position, the bracket has the same artistic lines and correct proportions as in the position illustrated. Distance from wall to center of globe, 2 feet. Distance between centers of wall plates, approximately 20 inches. Fitted with 8-inch globe holder.

Prices do not include globe, ventilator or wiring.

21248	Medium screw socket	65	15.00
21837	Mogul Screw Socket	65	15.30
21791	8x16-inch Diffusing Ball (with 6-inch top fitter)	19	6.50
21792	Ventilator, with 6-inch fitter..	9	4.00


COMMERCE BRACKETS

A massive fixture of distinctly artistic and classical design. Particularly adapted for lighting fronts of fine structures, such as banks and office buildings, clubs, libraries, etc.

Wall plate, 9 inches wide, 20 inches high. Distance from wall to center of top globe, 14 inches. Height to bottom of globe of 1-light bracket, 33 inches; to bottom of center globe of 3 and 4-light brackets, 41 inches. Distance from center to center of opposite globe, 30 inches.

For side lamps use 6x9-inch or 6x10-inch globes. For center lamps use 6x12-inch or 6x14-inch globe.

Prices below do not include lamps, globes, ventilators or wiring. Medium screw sockets are furnished for side lamps, Mogul Screw Sockets for center lamps, unless otherwise specified.



1-light Commerce Bracket


4-light Commerce Bracket

21838	1-light.....	90	20.00
21839	3-light.....	145	30.00
21840	4-light.....	155	32.50
21830	6x 9-inch Diffusing Ball	6	1.75
21842	6x10-inch Diffusing Ball	7	2.00
21831	6x12-inch Diffusing Ball (without top fitter)	8	2.50
21832	6x12-inch Diffusing Ball (with $5\frac{1}{2}$ -inch top fitter)	8	2.50
21833	6x14-inch Diffusing Ball (with $5\frac{1}{2}$ -inch top fitter)	9	3.50
21793	$5\frac{1}{2}$ -inch ventilator	9	4.00

CORRIDOR BRACKETS

Distance from wall to center of globe of the 1-light bracket, 10 inches. Distance from center to center of opposite globes of the 3-light bracket, 16 inches. Height over all, 40 inches. Globe holders have 6-inch fitters for 6x8-inch side globes and 6x10-inch center globes.

Prices below include globe holders and medium screw sockets, but not the globes or wiring.



3-light Corridor Bracket

1-light Corridor Bracket

21245	1-light.....	65	15.00
21246	3-light.....	110	21.00
21247	4-light.....	135	24.00
21841	6x8-inch Diffusing Ball	5	1.50
21842	6x10-inch Diffusing Ball.....	7	2.00

PARTS FOR CUTTER ORNAMENTAL POSTS

SCHEDULE I—STANDARD PACKAGE QUANTITY, 20 OF ONE STYLE OR TRADE NUMBER



Sol-lux Senior Ornamental Top



Sol-lux Junior Ornamental Top



Octagonal Top with Sol-lux Senior Globe and Ventilator



Sol-lux Junior Casing with 16-in. Diffusing Ball and Ventilator

SOL-LUX ORNAMENTAL POST TOPS FOR TYPE C LAMPS

Made in two sizes, designated Senior and Junior, respectively. The casings fit over cylindrical shanks 3½ in. in diameter and 5 in. high. Both have 8-in. globe fitters and accommodate compensators for 15 and 20-ampere Type C lamps. The Senior Casing is made for poles with columns about 6 in. in diameter near the top; Junior Casing, about 3½ in. Sol-lux Senior Tops may be used on Capitol, Continental, Broadway and Plaza Columns; Junior Tops on Chicago, Avenue, Riverside, Boulevard, Midway and Park View Columns.

Deduct \$3.20 list from prices of 1-light posts for globe holder and medium screw socket and add prices of parts listed below.

Height of Senior Casing, 13½ in.; Junior Casing, 12 in. Height of Sol-lux Senior Globe, 14¾ in.; Sol-lux Junior Globe, 13 in. Height of Senior Ventilator, 12 in.; Junior, 10 in. Ventilators are equipped with white enameled reflectors which direct the maximum amount of light into useful planes.

Description	Senior			Junior		
	Trade No.	Wt., Lbs. Each	Price Each	Trade No.	Wt., Lbs. Each	Price Each
Sol-lux Casing without socket*	22477	30	\$7.00	22481	20	\$5.00
Sol-lux High Efficiency Globe	22478	11	7.50	22482	9	6.00
Sol-lux Ventilator with reflector	22479	9	10.50	22483	8	9.00
Complete Sol-lux Top, less socket*	22480	50	25.00	22484	37	20.00

OCTAGONAL POST TOPS

Height of casing, 19 inches. Fits Octagonal, Commonwealth and Midway Columns. Deduct \$3.20 from list prices of 1-light Commonwealth and Midway Posts for globe holders and medium screw sockets and add the following prices:

Trade No.	Description	Wt., Lbs., Ea.	Price, Each
22485	Octagonal Casing, 8-inch globe fitter, less socket*...	50	\$10.00
22478	Sol-lux Senior Globe	11	7.50
22479	Sol-lux Senior Ventilator and Reflector	9	10.50
22486	Complete top, less socket*	70	28.00

DIFFUSING BALL GLOBES

Trade No.	Diam. In.	SIZE OF FITTER, IN. Lower	SIZE OF FITTER, IN. Top	Wt., Lbs. Each	Price Each	Trade No.	Diam. In.	SIZE OF FITTER, IN. Lower	SIZE OF FITTER, IN. Top	Wt., Lbs. Each	Price Each
21841	8	6	..	5	\$1.50	22488	14	7	..	9	\$3.50
21830	9	6	..	6	1.75	22489	14	8	..	9	3.50
21842	10	6	..	7	2.00	22490	16	8	..	10	6.50
21831	12	6	..	8	2.50	21791	16	8	6	10	6.50
21832	12	6	5½	8	2.50	22492	18	8	6	12	9.00
22487	12	8	..	8	2.50	22493	20	8¼	..	36	25.00
21833	14	6	5½	9	3.50

For globes with top fitters, order ventilators.

VENTILATORS FOR DIFFUSING BALL GLOBES

Trade No.	Description	Wt., Lbs., Ea.	Price, Each
21792	For globe with 6 -inch top fitter	9	\$4.00
21793	For globe with 5½-inch top fitter	9	4.00

COMPENSATORS WITH MOGUL SOCKETS

Furnished with attachments for mounting in Sol-lux and Octagonal Post Tops.

TRADE NUMBER	Description	Wt., Lbs. Each	Price Each
For 6.6-amp. 22494	For 400 candle power, 15-ampere lamp	7	\$10.80
For 7.5-amp. 22495	For 600 candle power, 20-ampere lamp	9	11.80
22496	For 1000 candle power, 20-ampere lamp	14	13.80


*Add following list prices for sockets: Medium screw, 50 cents; Mogul Screw, 80 cents; Regent Film, \$1.80. Compensators with Mogul Screw Sockets are listed separately. Diffusing ball globes and ventilators for same are listed above.

PARTS FOR CUTTER ORNAMENTAL POSTS

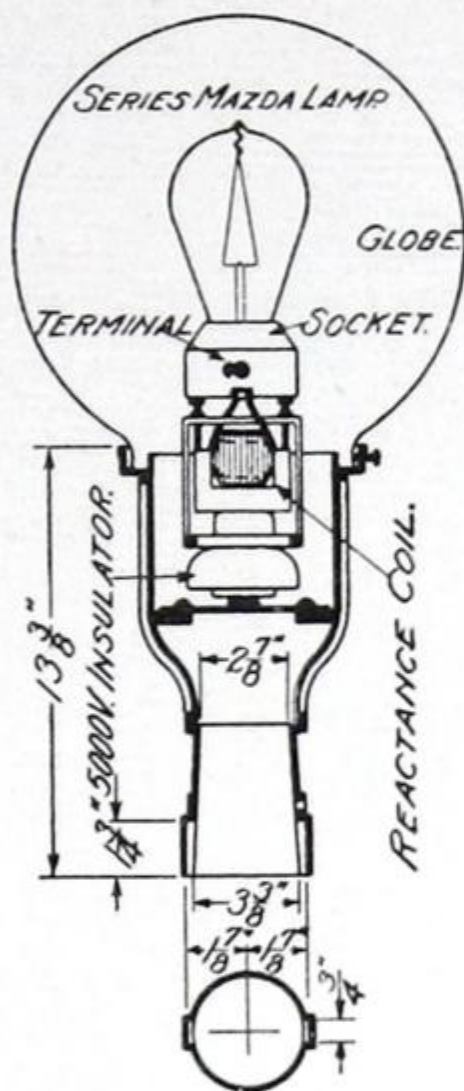
SCHEDULE I—STANDARD PACKAGE QUANTITY, 20 OF ONE STYLE OR TRADE NUMBER



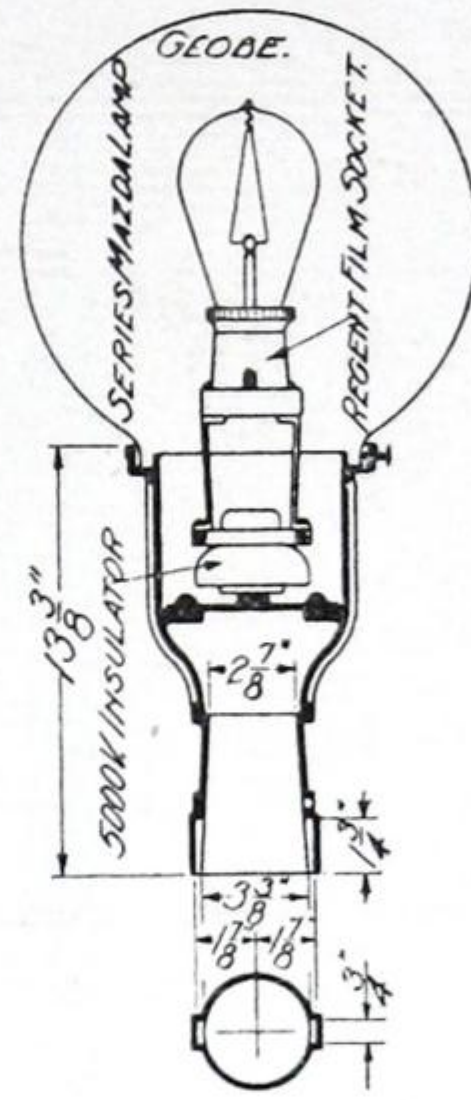
Gas Post with Head



Post Head with 7x14-in. Diffusing Ball



Post Head with Reactance Coil



Post Head with Regent Film Socket

POST HEADS

Designed for converting gas posts into electric light standards. Fits gas post columns or steel poles of 2 1/2-inch internal diameter. Equipped with Mogul Socket and Reactance Coil (for use on series circuits without regulator) or with Cutter Lamp Grip Multiple Sockets or Regent Film Socket. A high voltage insulator protects all live parts from grounds. Globe holder has 7-inch fitter. Prices do not include globes.



Pothead

With Reactance Coils and Mogul Sockets

TRADE NUMBER	TRADE NUMBER	Size of Lamp C. P.	Weight Pounds	Price Each	TRADE NUMBER		Size of Lamp C. P.	Weight Pounds	Price Each
					4-ampere 60-cycle	6.6-ampere 60-cycle			
23051	23147	32	21	\$11.60	23054	23150	80	23	\$12.60
23052	23148	40	21 1/2	11.75	23055	23151	100	25	12.80
23053	23149	60	22	12.00	23056	23152	200	28	16.20

With Sockets only

Medium Screw Socket			Mogul Screw Socket			Regent Film Socket		
Trade No.	Wt., Lbs. Each	Price Each	Trade No.	Wt., Lbs. Each	Price Each	Trade No.	Wt., Lbs. Each	Price Each
23153	18	\$5.50	23154	19	\$5.80	23155	20	\$6.80

POTHEADS

Has an iron bracket support for mounting in base of post. Provides a receptacle of high insulation where underground cables are connected to wires inside the post and hermetically sealed in. Cables are effectively grounded, thus preventing discharge due to static.

Trade No.	Description	Wt., Lbs. Each	Price, Each
23156	In ordering, give external diameter of cables	10	\$3.00

GROUND SECTIONS


Prices of posts on preceding pages do not include foundation bolts or ground sections. When cast iron ground sections are used, bolts are supplied for fastening bases of posts to ground sections. Foundation bolts listed below.

21138	Commonwealth and Midway	225	16.00
21144	Broadway, Plaza, Capitol, Continental, White Way Residential, Park Way and Flaming Arc	225	16.00
21139	Avenue	225	16.00
21115	Chicago	225	16.00
21140	Riverside	160	13.00
21142	Park View and Colony	150	12.50
21116	Villa	160	13.00
21141	Boulevard	110	12.00

FOUNDATION BOLTS

Prices cover round head machine bolts with hexagon nuts. Wrought washers are 10 per cent list extra.

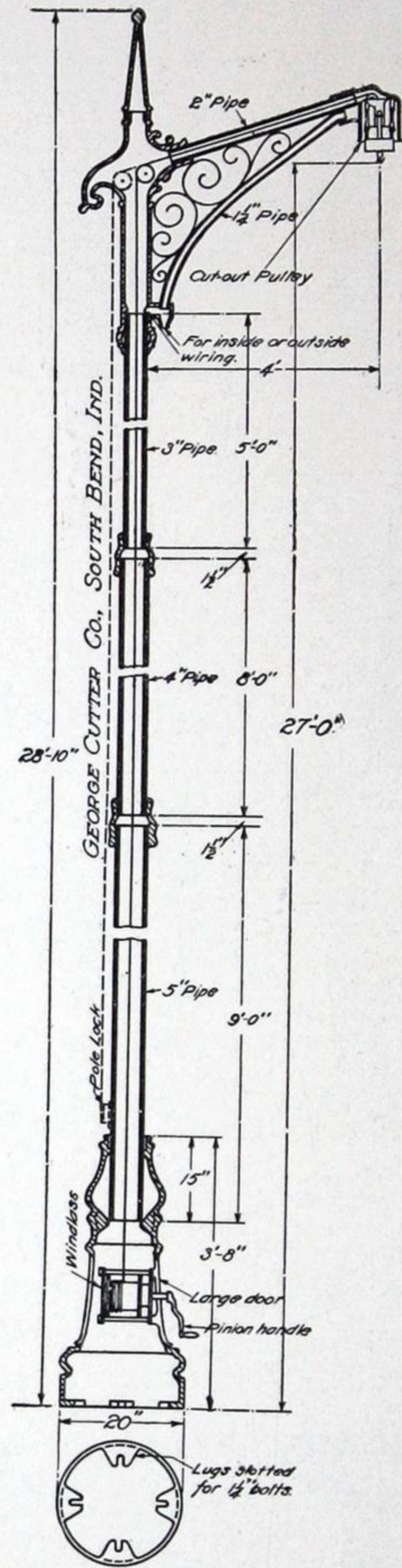
Length, Bolt Inches	Diameter of Bolts, and Price, Each				Length, Bolt Inches	Diameter of Bolts, and Price, Each			
	3/4-in.	7/8-in.	1-in.	1 1/4-in.		3/4-in.	7/8-in.	1-in.	1 1/4-in.
8	\$0.14	\$0.18	\$0.30	\$0.55	18	\$0.24	\$0.31	\$0.46	\$0.85
10	.16	.21	.32	.58	2035	.50	.90
12	.18	.24	.36	.65	2458	1.00
15	.22	.28	.40	.75



Cast Iron Ground Section

CUTTER ORNAMENTAL POSTS

SCHEDULE I—STANDARD PACKAGE QUANTITY, 20 OF ONE STYLE
FLAMING ARC



A substantial and artistic pole for supporting modern arc lamps. The hoisting rope may be run inside or outside the column and the wires may be strung overhead or laid underground.

TRADE NUMBER		Description	Wt., Lbs. Each	Price Each
With Multiple Cut-Out Pulley	With Series Cut-Out Pulley			
21145	21146	With windlass in base	775	\$95.00
21147	21148	With pole lock outside	765	92.00
21111	21112	With hook in base	765	90.50

Pinion handle No. 21149, for windlass, \$1.50 extra list.

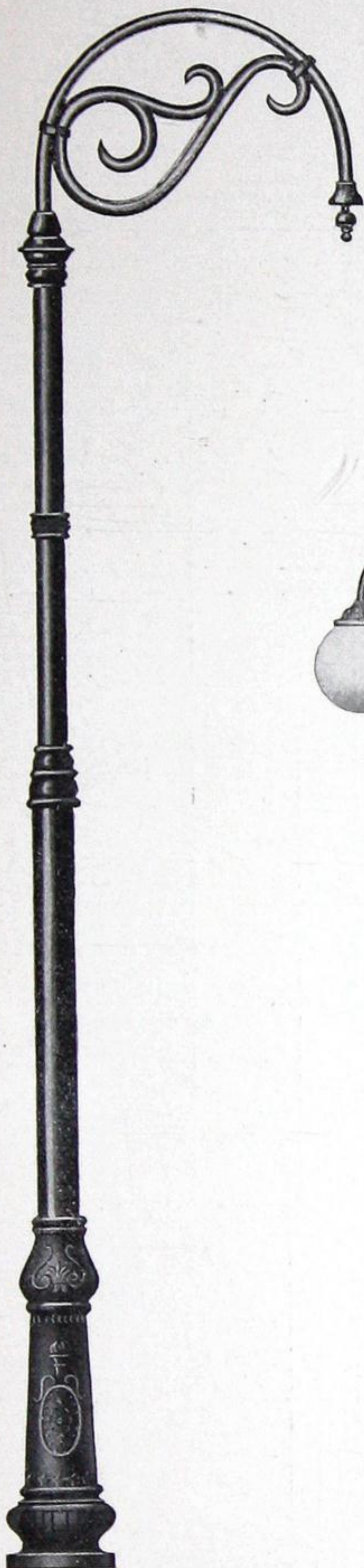
With High Voltage Insulator in place of Cut-Out Pulley and without Windlass or Pole Lock		Wt., Lbs. Each	Price Each
21288	With clamp arm for overhead wiring		
21289	Without clamp arm	742	81.20

Prices do not include rope, wiring or foundation bolts. Use four 1 1/4-inch bolts. See page 49.

CUTTER ORNAMENTAL POSTS

SCHEDULE I—STANDARD PACKAGE
QUANTITY, 20 OF ONE STYLE


**STREET CROOKS AND
VILLAGE CROOKS**



No. 21180



No. 21195



No. 21191

STREET CROOKS

These are well built street lighting poles for supporting arc or incandescent lamps. Height from ground to insulator, 18 feet. Other heights built to order. Diameter of base, 14 inches. Prices below include 5-foot ground section and insulators for arc lamps or 8-inch globe holders with medium screw sockets for 8x12-inch globes. If ground section is not wanted, deduct \$11.50.

TRADE NUMBER					TRADE NUMBER				
With Insulator	With 8-inch Holder	No. of Lights	Wt., Lbs. Each	Price Each	With Insulator	With 8-inch Holder	No. of Lights	Wt., Lbs. Each	Price Each
21180	21184	1	460	\$48.50	21182	21186	3	510	\$58.50
21181	21185	2	485	53.50	21183	21187	4	535	63.00

VILLAGE CROOKS

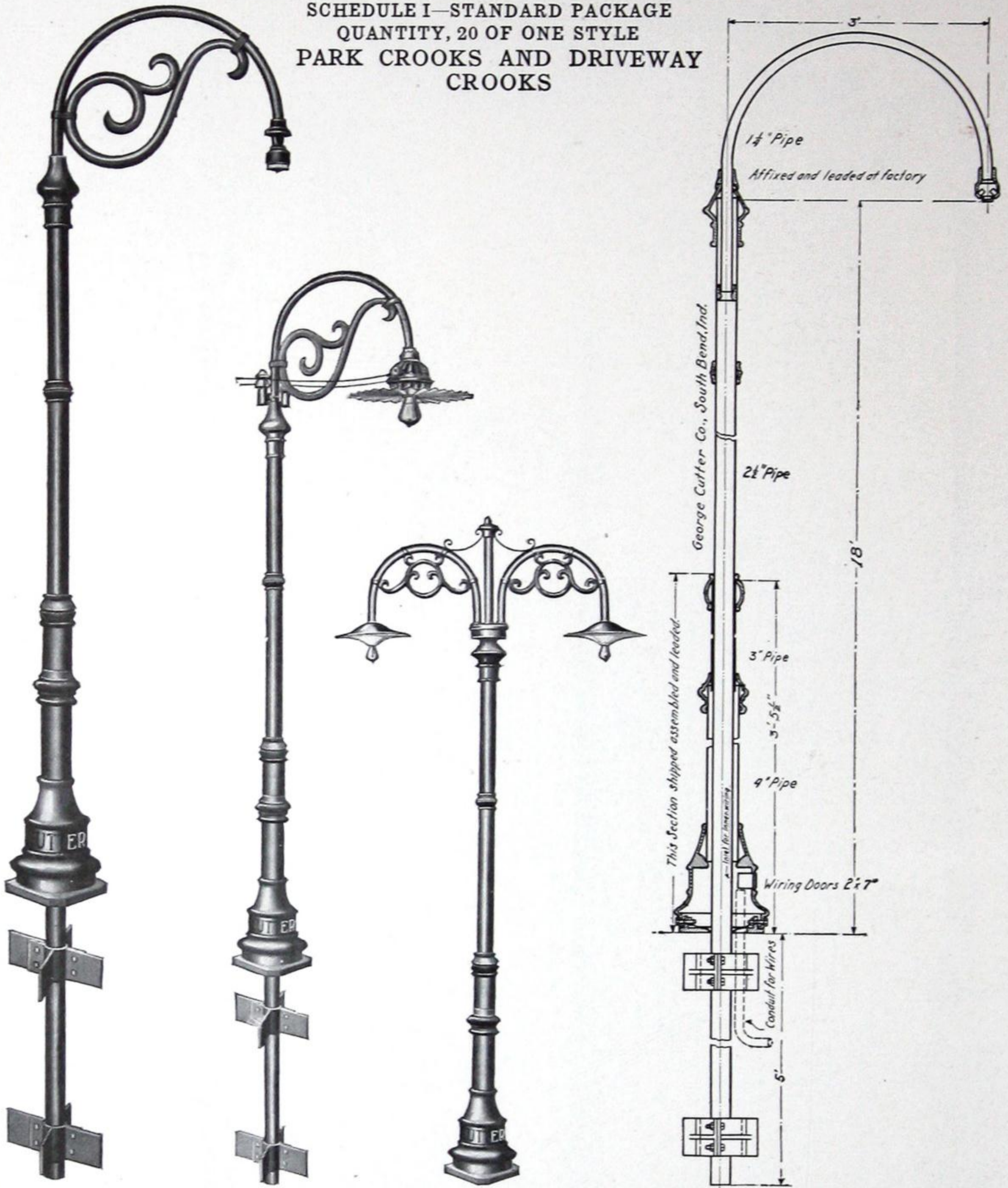
Similar to Cutter Street Crooks, but built for overhead wiring. Furnished complete, with clamp arm, ground section and with insulators for arc lamps or 8-inch globe holders and medium screw sockets for 8x12-inch globes. For ladder rest, add \$0.80 to the list prices.

21190	21194	1	485	55.00	21192	21196	3	535	65.00
21191	21195	2	510	60.00	21193	21197	4	560	70.00

Prices do not include glassware, lamps or wiring.

CUTTER ORNAMENTAL POSTS

SCHEDULE I—STANDARD PACKAGE
 QUANTITY, 20 OF ONE STYLE
 PARK CROOKS AND DRIVEWAY
 CROOKS



Park Crook Driveway Crook Park Crook with Hoods Dimension Diagram Park Crook

Park Crooks are light but substantial poles for supporting arc or incandescent lamps. Standard height from ground to insulator, 18 feet. Other heights built to order. On 14-foot and shorter heights, 4-foot ground sections will be supplied, on greater heights, 5-foot. If ground section is not wanted, deduct \$7.50 from list.

TRADE NUMBER					TRADE NUMBER				
With Insulators	With 18-inch Hoods	No. of Lights	Wt., Lbs. Each	Price Each	With Insulators	With 18-inch Hoods	No. of Lights	Wt., Lbs. Each	Price Each
21198	21202	1	340	\$37.50	21200	21204	3	385	\$48.50
21199	21203	2	365	43.50	21201	21205	4	410	53.50


Driveway Crook, a variation of the Park Crook, built 14 feet from ground to lamp, fitted with 4-foot ground section, clamp arm for overhead wires and 20-inch Flat Radial Streethood Body with Insulating Joint.

Trade No.	Style Socket	Wt., Lbs. Each	Price Each	Trade No.	Style Socket	Wt., Lbs. Each	Price Each
21206	Medium screw	350	\$40.00	21208	Film	350	\$41.30
21207	Mogul Screw	350	40.30	21209	Without socket	350	39.50

This fixture built for underground wiring at a reduction of 80 cents from list. Prices do not include lamps or wiring.

CUTTER ORNAMENTAL POSTS


SCHEDULE I—STANDARD PACKAGE QUANTITY, 20 OF ONE STYLE
INTERURBAN AND URBAN CROOKS AND SWAN NECKS



Interurban Crook



Urban Crook



Interurban Swan Neck

The column is made of 4-inch and 2½-inch pipe, with the 4-inch pipe extending 4 feet into the ground. The cast iron base has a door to make wiring easy. The crook is made of 1¼-inch pipe and holds the lamp 2 feet 3 inches from the column. The height to insulator is 14 feet. Prices below include high voltage insulator, or 8-inch globe holder and medium screw socket or 18-inch hood, reflector and medium screw socket. If scroll is not wanted, deduct \$2.00 from list. For ground anchors, add \$5.50 to list.

INTERURBAN CROOKS AND SWAN NECKS

With Insulator	TRADE NUMBER With Globe Holder	With 18-inch Hood	Description	Wt., Lbs. Each	Price Each
21218	21220	21222	Crook Bend	225	\$29.60
21219	21221	21223	Swan Neck	225	29.60

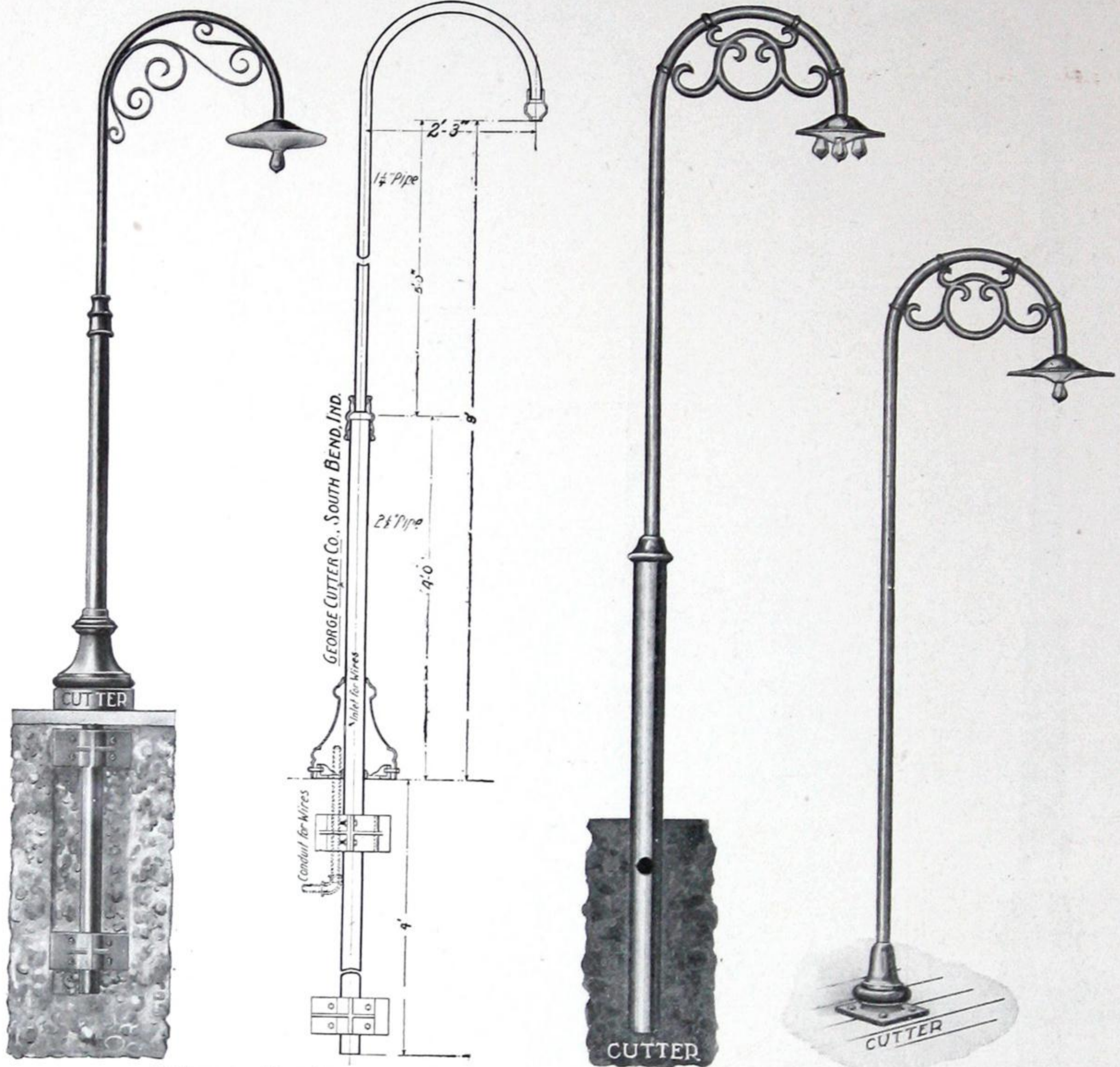
URBAN CROOKS AND SWAN NECKS

Same as Interurban, but without the base casting.

21224	21226	21228	Crook Bend	190	22.60
21225	21227	21229	Swan Neck	190	22.60

Prices do not include lamps or wiring.

CUTTER ORNAMENTAL POSTS
 SCHEDULE I—STANDARD PACKAGE QUANTITY, 20 OF ONE STYLE
 ENTRANCE, LAWN AND PLATFORM CROOKS



Entrance Crook

Lawn Crook

Platform Crook

ENTRANCE CROOKS

Artistic fixtures for lighting entrances to parks, private grounds, etc. The 2 1/2-inch pipe extends 4 feet into the ground. Ground anchors, are \$5.00 extra; shipping weight 37 pounds extra. Furnished with 18-inch hood, reflector and medium screw socket. If scroll is not wanted, deduct \$2.00 from list.

Trade No.	No. of Lights	Wt., Lbs. Each	Price Each	Trade No.	No. of Lights	Wt., Lbs. Each	Price Each
21230	1	160	\$18.75	21233	4	163	\$20.25
21231	2	161	19.25	21234	5	164	20.75
21232	3	162	19.75

LAWN CROOKS

Similar to entrance crooks, but without cast iron base and with cast iron scroll. If scroll is not wanted, deduct \$1.50 from list. Holds the lamp 2 feet from the column.

21235	1	105	15.75	21238	4	108	17.25
21236	2	106	16.25	21239	5	109	17.75
21237	3	107	16.75

PLATFORM CROOKS

A 1 1/4-inch pipe crook holds the lamp 8 feet from the floor. If scroll is not wanted, deduct \$1.50 from list.

21240	1	80	9.75	21243	4	83	11.25
21241	2	81	10.25	21244	5	84	11.75
21242	3	82	10.75

Prices do not include lamps or wiring.

CUTTER SOL-LUX INDUSTRIAL LIGHTING REFLECTORS

SCHEDULE H

The Cutter line of Sol-lux Industrial Reflectors reaches the highest degree of perfection in lighting efficiency and reflector quality. It covers all sizes of incandescent lamps and meets engineering demands in its various light distributions. It embraces all the best holders, carefully selected from present standards.

By a judicious selection of Cutter Reflectors and with correct spacing and mounting height, lighting conditions nearest approaching sunlight may be obtained at minimum cost. Our engineering department will assist in planning lighting systems. This service is given without charge.

TRADE NUMBER KEY

Trade numbers on reflectors consist of six digits.

The first digit represents finish—2 being used for enam-aluminum, 3 for porcelain enamel.

The second digit represents the holder, 1 being used for snap ring holder, 2 for 2 1/4-inch standard heel, 3 for 3 1/4-inch standard heel, 4 for 4-inch standard heel, 5 represents unit socket detachable holder, while 6 represents the solid extension enclosing socket holder.

The third digit represents the distribution—1 representing the extensive curve or Type E, 2 the intensive curve or Type I, 3 the distributing curve or Type D, 4 the angle distribution or Type A, 5 the focusing distribution or Type F.

The last three digits give the lamp size of the reflector, 000 being used for the 1000-watt size.

Example: 213100

- 2 = Enam-aluminum finish.
- 1 = Snap ring holder.
- 3 = Distributing curve distribution.
- 100 = 100-watt Mazda lamp.

REFLECTOR FINISH

ENAM-ALUMINUM FINISH consists of three interior and two exterior coats. The interior final coat is a washable transparent enamel applied over a highly efficient matte aluminum surface. This gives a surface which will not hold the dust and which can be easily cleaned and brought to its initial efficiency.

PORCELAIN ENAMEL FINISH consists of three coats, the highest grade porcelain being used. This finish will not deteriorate under normal conditions and can be readily cleaned.

HOLDERS

The holders furnished with Cutter Industrial Reflectors are shown below.



1—Snap Ring Holder



2-3-4—Standard Heel Holder, 2 1/4, 3 1/4 and 4 Inches



5—Unit Screw Socket with Lamp Receptacle



6—Solid Extension Holder with Lamp Receptacle

The holders illustrated above are included in the prices of the reflectors designed with their respective holders.

The snap ring holder is part of the reflector, fitting directly on brass shell sockets. The 2 1/4-inch standard heel fits in regular 2 1/4-inch fixture holders. For the 3 1/4 and 4-inch standard heel holders, we recommend Sol-lux Holders listed below. These include the Cutter Lamp Grip Socket, which prevents the lamp loosening under adverse conditions. These are tapped for 1/2-inch pipe.



3/4 or 4-inch Sol-lux Copper Holder



3/4 or 4-inch Sol-lux Cast Iron Holder



6 or 8-inch Sol-lux Copper Holder for Glassware

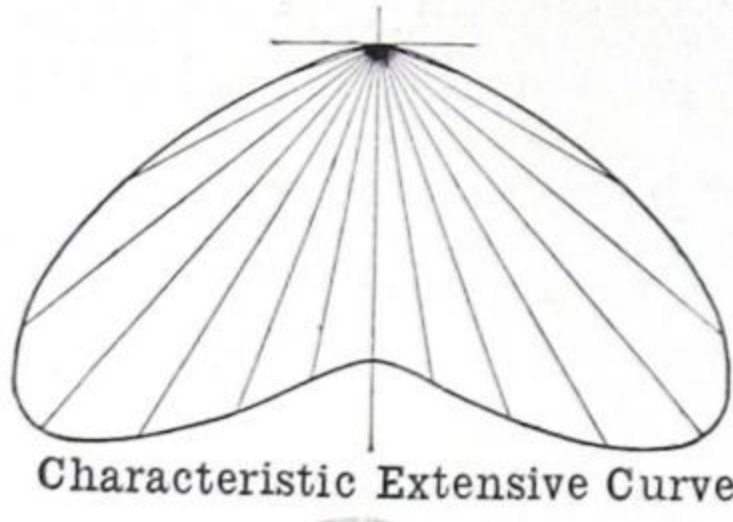
Description	Std. Pkg.	Wt., Lbs. Each	Trade No.	Medium Screw Skt.		Mogul Screw Skt.	
				Price Each	Trade No.	Price Each	Trade No.
3 1/4-inch copper holder, gun metal finish....	20	2 1/2	30001	\$2.60	30002	\$2.80	
4-inch copper holder, gun metal finish.....	20	2 3/4	30003	2.70	30004	2.90	
3 1/4-inch cast iron holder, paint enameled...	20	6	30005	1.30	30006	1.50	
3 1/4-inch cast iron holder, galvanized.....	20	6	30007	1.60	30008	1.80	
4-inch cast iron holder, paint enameled....	20	7	30009	1.80	30010	2.00	
4-inch cast iron holder, galvanized.....	20	7	30011	2.10	30012	2.30	
6-inch copper holder, gun metal finish.....	20	3 1/4	30013	3.15	30014	3.35	
8-inch copper holder, gun metal finish.....	20	3 1/2	30015	3.35	30016	3.55	

CUTTER SOL-LUX INDUSTRIAL LIGHTING REFLECTORS

SCHEDULE H

TYPE E, EXTENSIVE TYPE DISTRIBUTION

HOLDER—SNAP RING—FITS DIRECTLY ON BRASS SHELL SOCKETS
Enam-Aluminum Interior, Green Baked Paint Enamel Exterior



Characteristic Extensive Curve



No. 211100



No. 231500



No. 251100



No. 361100

Trade No.	For Mazda Lamps, Size	Diam. Inches	Depth Inches	Std. Pkg.	Wt., Lbs. Std. Pkg.	Price Each
211040	25-40	6 $\frac{1}{4}$	4 $\frac{3}{8}$	50	35	\$0.58
211060	60	7 $\frac{1}{4}$	5 $\frac{3}{8}$	50	40	.75
211100	100	8 $\frac{1}{4}$	7 $\frac{3}{8}$	30	40	.90
211150	150	10 $\frac{1}{4}$	8 $\frac{3}{8}$	20	45	1.40
211200	*200	8 $\frac{1}{4}$	7 $\frac{3}{4}$	30	40	1.15
211250	250	10 $\frac{1}{4}$	8 $\frac{7}{8}$	20	50	1.50
211300	*300	10 $\frac{1}{4}$	8 $\frac{5}{8}$	20	50	1.50

Porcelain Enamel, White Interior, Green Exterior

311040	25-40	6 $\frac{1}{4}$	4 $\frac{3}{8}$	50	55	.82
311060	60	7 $\frac{1}{4}$	4 $\frac{7}{8}$	50	65	.95
311100	100	8 $\frac{1}{4}$	6 $\frac{7}{8}$	30	60	1.20
311150	150	10 $\frac{1}{4}$	8 $\frac{1}{8}$	20	65	1.90
311200	*200	8 $\frac{1}{4}$	7 $\frac{7}{8}$	30	60	1.52
311250	250	10 $\frac{1}{4}$	8 $\frac{5}{8}$	20	65	1.95
311300	*300	10 $\frac{1}{4}$	8 $\frac{5}{8}$	20	65	2.07

HOLDER—STANDARD HEEL—2 $\frac{1}{4}$ AND 3 $\frac{1}{4}$ -INCH, SEE DESIGNATION
Enam-Aluminum Interior, Green Baked Paint Enamel Exterior

221040	25-40	6 $\frac{1}{4}$	4 $\frac{3}{8}$	50	35	.55
221060	60	7 $\frac{1}{4}$	5	50	40	.72
221100	100	8 $\frac{1}{4}$	7 $\frac{1}{8}$	30	40	.88
221150	150	10 $\frac{1}{4}$	8 $\frac{1}{8}$	20	45	1.35
221200	*200	8 $\frac{1}{4}$	7 $\frac{3}{8}$	30	40	1.10
221250	250	10 $\frac{1}{4}$	8 $\frac{5}{8}$	20	50	1.45
221300	*300	10 $\frac{1}{4}$	8 $\frac{3}{8}$	20	50	1.45
231500	*400-500	12 $\frac{1}{4}$	8 $\frac{1}{8}$	20	55	1.75
231000	*750-1000	15	11 $\frac{1}{4}$	10	50	2.50

Porcelain Enamel, White Interior, Green Exterior

321040	25-40	6 $\frac{1}{4}$	4 $\frac{1}{8}$	50	55	.80
321060	60	7 $\frac{1}{4}$	4 $\frac{1}{2}$	50	65	.93
321100	100	8 $\frac{1}{4}$	6 $\frac{5}{8}$	30	60	1.17
321150	150	10 $\frac{1}{4}$	7 $\frac{3}{4}$	20	65	1.85
321200	*200	8 $\frac{1}{4}$	7 $\frac{5}{8}$	30	60	1.45
321250	250	10 $\frac{1}{4}$	8 $\frac{3}{8}$	20	65	1.92
321300	*300	10 $\frac{1}{4}$	8 $\frac{3}{8}$	20	65	2.02
331500	*400-500	12 $\frac{1}{4}$	7 $\frac{1}{2}$	20	70	2.53
331000	*750-1000	15	10 $\frac{3}{4}$	10	75	3.33

HOLDER—UNIT DETACHABLE, ENCLOSING SOCKET, $\frac{1}{8}$ -INCH BUSHING. FOR $\frac{1}{4}$ OR $\frac{3}{8}$ -INCH BUSHING, ADD 6 CENTS LIST
Enam-Aluminum Interior, Green Baked Paint Enamel Exterior

251040	25-40	6 $\frac{1}{4}$	6 $\frac{3}{4}$	50	42	1.00
251060	60	7 $\frac{1}{4}$	7 $\frac{3}{8}$	50	47	1.15
251100	100	8 $\frac{1}{4}$	9 $\frac{3}{8}$	30	44	1.30
251150	150	10 $\frac{1}{4}$	10 $\frac{3}{8}$	20	48	1.78
251200	*200	8 $\frac{1}{4}$	9 $\frac{3}{8}$	30	44	1.50
251250	250	10 $\frac{1}{4}$	10 $\frac{7}{8}$	20	53	1.80
251300	*300	10 $\frac{1}{4}$	10 $\frac{3}{8}$	20	53	1.80

Benjamin Unit Socket included in price.

HOLDER—SOLID EXTENSION, ENCLOSING SOCKET RECEPTACLE
Porcelain Enamel, White Interior, Green Exterior

361040	25-40	6 $\frac{1}{4}$	6 $\frac{1}{8}$	50	60	1.75
361060	60	7 $\frac{1}{4}$	6 $\frac{5}{8}$	30	75	1.92
361100	100	8 $\frac{1}{4}$	8 $\frac{5}{8}$	30	90	2.13
361150	150	10 $\frac{1}{4}$	9 $\frac{1}{2}$	20	85	2.82
361200	*200	8 $\frac{1}{4}$	9 $\frac{5}{8}$	30	90	2.45
361250	250	10 $\frac{1}{4}$	10 $\frac{3}{8}$	20	85	2.88
361300	*300	10 $\frac{1}{4}$	10 $\frac{3}{8}$	20	85	3.00


*These reflectors are for Type C high efficiency Mazda lamps.

CUTTER SOL-LUX INDUSTRIAL LIGHTING REFLECTORS

SCHEDULE H

TYPE I, INTENSIVE TYPE DISTRIBUTION

HOLDER—SNAP RING—FITS DIRECTLY ON BRASS SHELL SOCKETS
Enam-Aluminum Interior, Green Baked Paint Enamel Exterior



Characteristic Curve



No. 212060



No. 222250



No. 252100



No. 362150

Trade No.	For Mazda Lamps, Size	Diam. Inches	Depth Inches	Std. Pkg.	Std. Pkg. Wt., Lbs.	Price Each
212040	25-40	6 $\frac{1}{4}$	4 $\frac{7}{8}$	50	35	\$0.58
212060	60	7 $\frac{1}{4}$	5 $\frac{3}{8}$	50	40	.75
212100	100	8 $\frac{1}{4}$	7 $\frac{5}{8}$	30	40	.90
212150	150	10 $\frac{1}{4}$	8 $\frac{5}{8}$	20	45	1.40
212200	*200	8 $\frac{1}{4}$	7 $\frac{3}{4}$	30	40	1.15
212250	250	10 $\frac{1}{4}$	9 $\frac{1}{8}$	20	50	1.50
212300	*300	10 $\frac{1}{4}$	9 $\frac{1}{8}$	20	50	1.50

Porcelain Enamel, White Interior, Green Exterior

312040	25-40	6 $\frac{1}{4}$	5 $\frac{1}{4}$	50	60	.90
312060	60	7 $\frac{1}{4}$	5 $\frac{3}{8}$	50	70	1.05
312100	100	8 $\frac{1}{4}$	7 $\frac{3}{4}$	30	70	1.55
312150	150	10 $\frac{1}{4}$	9 $\frac{1}{8}$	20	70	1.90
312200	*200	8 $\frac{1}{4}$	8 $\frac{1}{8}$	30	70	1.85
312250	250	10 $\frac{1}{4}$	9 $\frac{5}{8}$	20	70	1.95
312300	*300	10 $\frac{1}{4}$	9 $\frac{1}{8}$	20	70	2.07

HOLDER—STANDARD HEEL—2 $\frac{1}{4}$ AND 3 $\frac{1}{4}$ -INCH, SEE DESIGNATION
Enam-Aluminum Interior, Green Baked Paint Enamel Exterior

222040	25-40	6 $\frac{1}{4}$	4 $\frac{5}{8}$	50	35	.55
222060	60	7 $\frac{1}{4}$	5 $\frac{1}{8}$	50	40	.72
222100	100	8 $\frac{1}{4}$	7 $\frac{1}{4}$	30	40	.88
222150	150	10 $\frac{1}{4}$	8 $\frac{3}{8}$	20	45	1.35
222200	*200	8 $\frac{1}{4}$	7 $\frac{3}{4}$	30	40	1.10
222250	250	10 $\frac{1}{4}$	8 $\frac{7}{8}$	20	40	1.45
222300	*300	10 $\frac{1}{4}$	8 $\frac{7}{8}$	20	50	1.45
222500	*400-500	12 $\frac{1}{4}$	8 $\frac{1}{4}$	20	50	1.75
222000	*750-1000	15	11 $\frac{1}{4}$	10	50	2.50

Porcelain Enamel, White Interior, Green Exterior

322040	25-40	6 $\frac{1}{4}$	5	50	60	.88
322060	60	7 $\frac{1}{4}$	5 $\frac{1}{8}$	50	70	1.00
322100	100	8 $\frac{1}{4}$	7 $\frac{1}{2}$	30	70	1.52
322150	150	10 $\frac{1}{4}$	8 $\frac{7}{8}$	20	70	1.85
322200	*200	8 $\frac{1}{4}$	7 $\frac{7}{8}$	30	70	1.80
322250	250	10 $\frac{1}{4}$	9 $\frac{3}{8}$	20	70	1.92
322300	*300	10 $\frac{1}{4}$	8 $\frac{7}{8}$	20	70	2.05
322500	*400-500	12 $\frac{1}{4}$	8 $\frac{5}{8}$	20	80	2.68
322000	*750-1000	15	12 $\frac{1}{2}$	10	65	3.33

HOLDER—UNIT DETACHABLE, ENCLOSING SOCKET, $\frac{1}{8}$ -INCH BUSHING. FOR $\frac{1}{4}$ OR $\frac{3}{8}$ -INCH BUSHING, ADD 6 CENTS LIST
Enam-Aluminum Interior, Green Baked Paint Enamel Exterior

252040	25-40	6 $\frac{1}{4}$	6 $\frac{7}{8}$	50	42	1.00
252060	60	7 $\frac{1}{4}$	7 $\frac{3}{8}$	50	47	1.15
252100	100	8 $\frac{1}{4}$	9 $\frac{5}{8}$	30	44	1.30
252150	150	10 $\frac{1}{4}$	10 $\frac{5}{8}$	20	48	1.78
252200	*200	8 $\frac{1}{4}$	9 $\frac{3}{4}$	30	44	1.50
252250	250	10 $\frac{1}{4}$	11 $\frac{1}{8}$	20	53	1.80
252300	*300	10 $\frac{1}{4}$	10 $\frac{7}{8}$	20	53	1.80

Benjamin Unit Socket included in price.

HOLDER—SOLID EXTENSION, ENCLOSING SOCKET RECEPTACLE
Porcelain Enamel, White Interior, Green Exterior

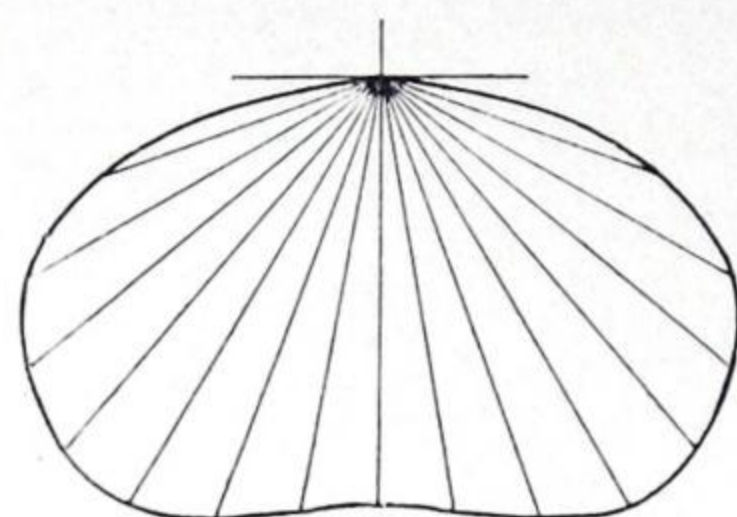
362040	25-40	6 $\frac{1}{4}$	7	50	100	1.85
362060	60	7 $\frac{1}{4}$	7 $\frac{1}{8}$	30	80	1.97
362100	100	8 $\frac{1}{4}$	9 $\frac{1}{2}$	30	100	2.47
362150	150	10 $\frac{1}{4}$	10 $\frac{7}{8}$	20	100	2.82
362200	*200	8 $\frac{1}{4}$	9 $\frac{7}{8}$	30	100	2.75
362250	250	10 $\frac{1}{4}$	11 $\frac{3}{8}$	20	100	2.88
362300	*300	10 $\frac{1}{4}$	10 $\frac{7}{8}$	20	100	3.00

*These reflectors are for Type C high efficiency Mazda lamps.

CUTTER SOL-LUX INDUSTRIAL LIGHTING REFLECTORS

SCHEDULE H

TYPE D, DISTRIBUTING OR BROAD DISTRIBUTION



Characteristic Type D Curve



No. 213040



No. 323500



No. 253200



No. 363300

HOLDER—SNAP RING—FITS DIRECTLY ON BRASS SHELL SOCKETS
 Enam-Aluminum Interior, Green Baked Paint Enamel Exterior

Trade No.	For Mazda Lamps, Size	Diam. Inches.	Depth Inches	Std. Pkg.	Wt., Lbs. Std. Pkg.	Price Each
213025	25	6 $\frac{1}{4}$	3 $\frac{1}{2}$	50	25	\$0.53
213040	40	7 $\frac{1}{4}$	3 $\frac{3}{4}$	50	30	.58
213060	60	8 $\frac{1}{4}$	4 $\frac{1}{8}$	30	30	.75
213100	100	10 $\frac{1}{4}$	5 $\frac{3}{4}$	30	45	.90
213150	150	12 $\frac{1}{4}$	6 $\frac{7}{8}$	20	55	1.40
213200	†200	10 $\frac{1}{4}$	5 $\frac{3}{4}$	30	45	1.15
213250	250	12 $\frac{1}{4}$	7 $\frac{5}{8}$	20	55	1.50
213300	†300	10 $\frac{1}{4}$	6 $\frac{3}{8}$	20	55	1.50

Porcelain Enamel, White Interior, Green Exterior

313025	20-25-40	10	3 $\frac{3}{4}$	50	100	.95
313040	40-60	12	4 $\frac{1}{4}$	30	95	1.10
*313060	60	15	4 $\frac{5}{8}$	20	90	1.45
*313100	100	15	6 $\frac{5}{8}$	20	105	1.85
*313150	150	18	7 $\frac{3}{8}$	10	85	2.35
*313200	†200	15	6 $\frac{5}{8}$	20	105	1.85
*313250	250	18	8 $\frac{3}{8}$	10	85	2.58
*313300	†300	17 $\frac{7}{8}$	7 $\frac{3}{8}$	10	85	2.35

HOLDER—STANDARD HEEL—2 $\frac{1}{4}$ AND 3 $\frac{1}{4}$ -INCH, SEE DESIGNATION
 Enam-Aluminum Interior, Green Baked Paint Enamel Exterior

223040	40	7 $\frac{1}{4}$	3 $\frac{7}{8}$	50	30	.55
223060	60	8 $\frac{1}{4}$	4 $\frac{1}{4}$	30	30	.72
223100	100	10 $\frac{1}{4}$	5 $\frac{3}{8}$	30	45	.88
223150	150	12 $\frac{1}{4}$	6 $\frac{1}{2}$	20	45	1.35
223200	†200	10 $\frac{1}{4}$	5 $\frac{1}{2}$	30	45	1.10
223250	250	12 $\frac{1}{4}$	7 $\frac{3}{4}$	20	55	1.45
233300	†300	10 $\frac{1}{4}$	6 $\frac{1}{8}$	20	55	1.45
233500	†400-500	12 $\frac{1}{4}$	6 $\frac{1}{2}$	20	55	1.75
233000	†750-1000	15 $\frac{7}{8}$	9 $\frac{5}{8}$	10	55	2.50

Porcelain Enamel, White Interior, Green Exterior

323040	40	12	4	30	95	1.05
323060	60	15	4 $\frac{1}{4}$	20	90	1.35
323100	100	15	6 $\frac{1}{4}$	20	105	1.73
323150	150	18	7	10	85	2.25
323200	†200	15	6 $\frac{1}{4}$	20	105	1.73
323250	250	18	8	10	85	2.50
323300	†300	17 $\frac{7}{8}$	7	10	85	2.25
333400	†400-500	18	6 $\frac{1}{2}$	10	95	2.77
333500	†400-500	20	7 $\frac{1}{2}$	10	105	3.62
333000	†750-1000	20	9 $\frac{5}{8}$	6	105	4.20

HOLDER—UNIT DETACHABLE, ENCLOSING SOCKET

Enam-Aluminum Interior, Green Baked Paint Enamel Exterior

253040	25-40	7 $\frac{1}{4}$	5 $\frac{3}{4}$	50	37	1.00
253060	60	8 $\frac{1}{4}$	6 $\frac{1}{8}$	30	34	1.15
253100	100	10 $\frac{1}{4}$	7 $\frac{3}{4}$	30	49	1.30
253150	150	12 $\frac{1}{4}$	8 $\frac{7}{8}$	20	58	1.78
253200	†200	10 $\frac{1}{4}$	7 $\frac{1}{4}$	30	49	1.50
253250	250	12 $\frac{1}{4}$	9 $\frac{5}{8}$	20	58	1.80
253300	†300	10 $\frac{1}{4}$	8 $\frac{1}{8}$	20	58	1.80

Benjamin Unit Socket included in price.

HOLDER—SOLID EXTENSION, ENCLOSING SOCKET RECEPTACLE
 Porcelain Enamel, White Interior, Green Exterior

363040	25-40	12	6	15	80	2.02
363060	60	15	6 $\frac{1}{4}$	10	82	2.32
363100	100	15	8 $\frac{1}{4}$	10	90	2.68
363150	150	18	9	10	100	2.95
363200	†200	15	8 $\frac{1}{4}$	10	90	2.68
363250	250	18	10	10	100	3.45
363300	†300	17 $\frac{7}{8}$	9	10	90	2.95

* These porcelain reflectors have holders with re-enforcing clamp strap.

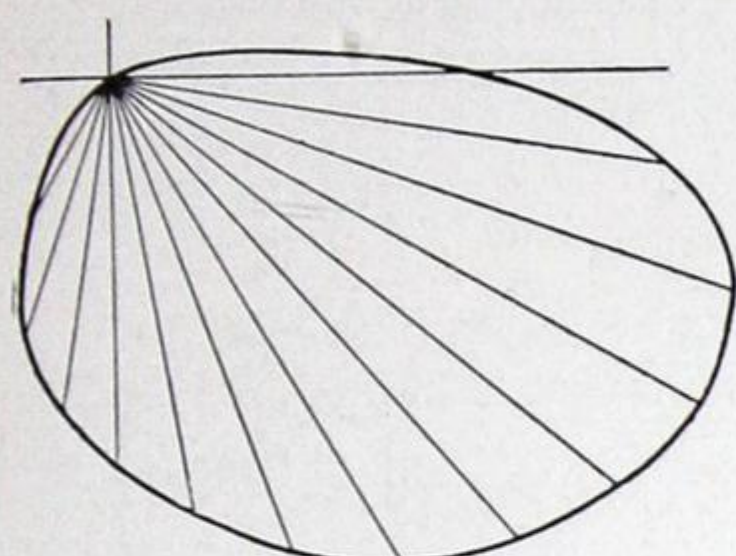
† These reflectors are for Type C high efficiency Mazda lamps.

CUTTER SOL-LUX INDUSTRIAL LIGHTING REFLECTORS

SCHEDULE H

TYPE L, ANGLE TYPE DISTRIBUTION

HOLDER—SNAP RING—FITS DIRECTLY ON BRASS SHELL SOCKETS



Characteristic Angle Curve

Trade No.	For Mazda Lamps, Size	Diam. Inches	Depth Inches	Std. Pkg.	Wt., Lbs. Std. Pkg.	Price Each
*214040	15-20-25-40	6 ⁵ / ₈	5 ³ / ₄	50	35	\$0.60
*214060	40-60	8	6 ⁷ / ₈	30	35	.82
*214100	100	10	9 ¹ / ₂	30	40	1.28
*214200	†200	10	9 ⁵ / ₈	30	40	1.28
*214250	150-250	10 ¹ / ₄	11 ¹ / ₄	20	50	1.52
*214300	†300	10 ¹ / ₄	11 ¹ / ₈	20	50	1.52

Porcelain Enamel, White Interior, Green Exterior

*314040	15-20-25-40	6 ⁵ / ₈	5 ³ / ₄	50	60	1.17
*314060	40-60	8	6 ⁷ / ₈	30	45	1.33
*314100	100	10	9 ¹ / ₈	30	70	1.85
*314200	†200	10	9 ¹ / ₈	30	70	1.85
*314250	150-250	10 ¹ / ₄	10 ³ / ₄	20	70	2.25
*314300	†300	10 ¹ / ₄	10 ⁵ / ₈	20	70	2.25

HOLDER—STANDARD HEEL—2¹/₄ AND 3¹/₄, SEE DESIGNATION

Trade No.	For Mazda Lamps, Size	Diam. Inches	Depth Inches	Std. Pkg.	Wt., Lbs. Std. Pkg.	Price Each
224040	25-40	6 ⁵ / ₈	5 ³ / ₈	50	35	.50
224060	60	8	6 ⁵ / ₈	30	35	.72
224100	100	10	9 ¹ / ₈	30	40	1.15
224200	†200	10	9 ¹ / ₄	30	40	1.15
224250	150-250	10 ¹ / ₄	11	20	50	1.40
224300	†300	10 ¹ / ₄	10 ³ / ₄	20	50	1.40
234500	†400-500	12 ¹ / ₄	10 ³ / ₄	10	55	2.42
234000	†750-1000	15	15 ⁷ / ₈	6	45	4.25

Porcelain Enamel, White Interior, Green Exterior

324040	25-40	6 ⁵ / ₈	5 ³ / ₈	50	60	1.05
324060	60	8	6 ⁵ / ₈	30	45	1.22
324100	100	10	8 ³ / ₄	30	70	1.73
324200	†200	10	8 ³ / ₄	30	70	1.73
324250	150-250	10 ¹ / ₄	10 ³ / ₈	20	70	2.15
324300	†300	10 ¹ / ₄	10 ¹ / ₄	20	70	2.15
334500	†400-500	12 ¹ / ₄	11 ⁵ / ₈	10	75	3.30
334000	†750-1000	15	15 ³ / ₄	6	85	4.85

HOLDER—UNIT DETACHABLE, ENCLOSING SOCKET

Trade No.	For Mazda Lamps, Size	Diam. Inches	Depth Inches	Std. Pkg.	Wt., Lbs. Std. Pkg.	Price Each
254040	15-20-25-40	6 ⁵ / ₈	7 ³ / ₄	50	42	1.00
254060	40-60	8	8 ⁷ / ₈	30	39	1.25
254100	100	10	11 ¹ / ₈	30	44	1.63
254200	†200	10	11 ¹ / ₈	30	44	1.63
254250	150-250	10 ¹ / ₄	13 ¹ / ₄	20	53	1.87
254300	†300	10 ¹ / ₄	12 ³ / ₄	20	53	1.87

HOLDER—SOLID EXTENSION, ENCLOSING SOCKET RECEPTACLE

Trade No.	For Mazda Lamps, Size	Diam. Inches	Depth Inches	Std. Pkg.	Wt., Lbs. Std. Pkg.	Price Each
364040	25-40	6 ⁵ / ₈	7 ³ / ₈	50	67	2.02
364060	60	8	8 ⁵ / ₈	30	49	2.18
364100	100	10	10 ³ / ₄	30	74	2.68
364200	†200	10	10 ³ / ₄	30	74	2.68
364250	150-250	10 ¹ / ₄	12 ³ / ₈	20	73	3.12
364300	†300	10 ¹ / ₄	12 ¹ / ₄	20	73	3.12

TYPE F, FOCUSING DISTRIBUTION

HOLDER—SNAP RING—FITS DIRECTLY ON BRASS SHELL SOCKETS

Trade No.	For Mazda Lamps, Size	Diam. Inches	Depth Inches	Std. Pkg.	Wt., Lbs. Std. Pkg.	Price Each
215025	10-15-20-25	6	4	50	34	.45
215040	25-40	6 ⁵ / ₈	4 ¹ / ₂	50	46	.48
215060	60	8	5 ¹ / ₈	30	32	.75
215100	100	10	7 ³ / ₈	30	60	1.15
215200	†200	10	7 ⁷ / ₈	30	60	1.33

HOLDER—UNIT DETACHABLE, ENCLOSING SOCKET

Trade No.	For Mazda Lamps, Size	Diam. Inches	Depth Inches	Std. Pkg.	Wt., Lbs. Std. Pkg.	Price Each
255025	10-15-20-25	6	6	50	41	.88
255040	25-40	6 ⁵ / ₈	6 ¹ / ₂	50	51	.90
255060	60	8	7 ¹ / ₈	30	36	1.15
255100	100	10	9 ³ / ₈	30	64	1.50
255200	†200	10	9 ⁷ / ₈	30	64	1.67

*All snap ring holders on angle reflectors have re-enforcing clamp strap.

†These reflectors are for Type C high efficiency Mazda lamps.



No. 314250



No. 324300



No. 364200



No. 215100

CUTTER SOL-LUX FIXTURES

FOR TYPE C LAMPS—PENDENT STYLES


SCHEDULE H—STANDARD PACKAGE QUANTITY, 20 OF ONE STYLE OR TRADE NUMBER

Sol-lux Holders with and without glassware and suspension parts for making complete Sol-lux Fixtures are listed separately below.

For 500-watt or smaller Type C lamps, use 6x10-inch opal globe or 6x8-inch stalactite; for larger lamps, use 8x12-inch opal globe.

SOL-LUX COPPER HOLDERS

Have gun metal finished copper holders for reflectors or globes, lamp grip sockets, ventilated copper hoods and iron supports threaded for 1/2-inch pipe.



8-inch
Copper Holder
with 12-inch
Opal Globe



6-inch
Copper Holder
with 8-inch
Stalactite



8-inch
Copper Holder
with Globe
(Showing Chain
Suspension)



6-inch
Copper Holder
with Stalactite
(Showing Chain
Suspension)



4-inch Copper
Holder with 20-inch
Concentric Reflector
and Acorn Diffuser
(Showing Stem
Suspension)



6-inch
Copper
Holder and
Stalactite
(Showing
Stem
Suspension)



3/4-inch
Cast Iron
Holder



Insulated
Suspension
Ring

Description	Wt., Lbs. Each	Medium Screw Socket		Mogul Screw Socket	
		Trade No.	Price Each	Trade No.	Price Each
3 1/4-in. copper holder	2 1/2	30001	\$2.60	30002	\$2.80
4-in. copper holder	2 3/4	30003	2.70	30004	2.90
6-in. copper holder	3 1/4	30013	3.15	30014	3.35
6-in. copper holder with 10-in. opal globe	10 3/4	30017	4.90	30018	5.10
6-in. copper holder with 8-in. opal Stalactite	10 1/4	30019	4.40	30020	4.60
8-in. copper holder	3 1/2	30015	3.35	30016	3.55
8-in. copper holder with 12-in. opal globe	13	30021	5.35	30022	5.55

Chain or stem suspension parts extra as listed below.

SOL-LUX 4-INCH COPPER HOLDERS

With 20-inch Porcelain Enameled Concentric Dome Reflector

4-in. copper holder and reflector only	7	30023	5.30	30024	5.50
Same, with 8x12 in. opal globe	16 1/2	30025	8.40	30026	8.60
Same, with Acorn Diffuser	17 1/2	30027	9.40	30028	9.60

Chain or stem suspension parts extra as listed below.

SOL-LUX 3 1/4-INCH AND 4-INCH CAST IRON HOLDERS

Made of cast iron, of light but substantial construction. Finished in black paint enamel or galvanized. Threaded in top for 1/2-inch pipe.

3 1/4-in., paint enameled . .	6	30005	1.30	30006	1.50
3 1/4-in., galvanized	6	30007	1.60	30008	1.80
4-in., paint enameled	7	30009	1.80	30010	2.00
4-in., galvanized	7	30011	2.10	30012	2.30

Chain or stem suspension parts extra as listed below.

SUSPENSION PARTS

For convenience in making up various combinations of parts for complete fixtures, the suspension parts listed below may be used with any of the holders listed above.

INSULATED SUSPENSION RINGS

Made of cast iron, finished in black paint enamel or galvanized. Has porcelain bushings for wires and a suspension ring which is insulated from the hanger proper. Threaded for 1/2-inch pipe.

Trade No.	Description	Wt., Lbs. Each	Price Each
30029	Paint enameled	1 1/2	\$0.70
30030	Galvanized	1 1/2	.80

STEMS AND CHAINS—GUN METAL FINISH

Stems, 18-inch Drop, Including Canopy and Wiring			
30031	With crowfoot	6	2.20
30032	With 3/8-inch hickey	6	2.10
30033	With 3/8-inch insulating joint	6	2.50
Chain, 18-inch Drop, Including Canopy and Wiring			
30034	With crowfoot	4	2.70
30035	With 3/8-inch hickey	4	2.60
30036	With 3/8-inch insulating joint	4	3.10

1/2-inch hickey and insulating joints will be furnished in place of 3/8-inch size when so ordered, without additional charge. Longer lengths of either stem or chain suspension will be furnished for 50 cents per foot list additional.

CUTTER SOL-LUX FIXTURES

FOR TYPE C LAMPS—BRACKET STYLES
SCHEDULE H—STANDARD PACKAGE QUANTITY,
20 OF ONE STYLE OR TRADE NUMBER

For 500-watt or smaller Type C lamps, use 6x10-inch opal globe or 6x8-inch Stalactite; for larger lamps, use 8x12-inch opal globe or Acorn Diffuser.

STANDARD BRACKETS WITH SOL-LUX HOLDERS

A simple form of bracket suspension, consisting of a 3-foot gooseneck of 1/2-inch pipe, with grooved wall plate, for inner wiring. The Sol-lux Holder attached to the outer end is made of copper with gun metal finish. Furnished with Cutter Grip Sockets, but not wired.



Standard Bracket with Sol-lux Holder and Opal Globe

Description	Wt., Lbs. Each	Trade No.	Med. Screw Skt.		Mogul Screw Skt.	
			Price Each	Trade No.	Price Each	Trade No.
With 6x10-in. opal globe..	15	30037	\$5.60	30038	\$5.80	
With 6x8-in. Stalactite...	15	30039	5.10	30040	5.30	
With 8x12-in. opal globe..	17	30041	6.05	30042	6.25	
With 6-in. holder only...	7	30043	3.85	30044	4.05	
With 8-in. holder only...	7 1/2	30045	4.05	30046	4.25	

For galvanized gooseneck, add 20 cents list; for galvanized pole plate, add 10 cents list. For sign on globe of less than 20 letters, add \$1.50 list; for 20 or more letters, add \$3.00 list.

SPARTAN JUNIOR BRACKETS WITH SOL-LUX HOLDERS

An artistic and substantial bracket which holds the lamp 3 feet from the wall. Made of 1/2-inch (bore) pipe, with wrought iron scrolls and grooved wall plate. The Sol-lux Holder is made of copper and supplied in gun metal finish. Shipped complete with Cutter Grip Sockets, but not wired.




Spartan Junior Bracket with Sol-lux Holder and Stalactite

With 6x10-in. opal globe..	23	30047	7.20	30048	7.40
With 6x8-in. Stalactite...	23	30049	6.70	30050	6.90
With 8x12-in. opal globe..	15	30051	7.65	30052	7.85
With 6-in. holder only...	12	30053	5.45	30054	5.65
With 8-in. holder only...	11 1/2	30055	5.65	30056	5.85

For galvanized bracket, add 70 cents list. For sign on globe, add \$1.50 list for less than 20 letters; \$3.00 list for 20 or more.

WALL BRACKETS WITH SOL-LUX HOLDERS

Consists of a 4-foot gooseneck of 1/2-inch pipe with wall flange, allowing the pipe to extend 1 foot inside the wall and 3 feet outside. Furnished complete, as shown, with a Sol-lux Holder and Cutter Grip Socket, but not wired.



Wall Bracket with Sol-lux Holder and Opal Globe


With 6x10-in. opal globe..	16	30057	6.00	30058	6.20
With 6x8-in. Stalactite...	16	30059	5.50	30060	5.70
With 8x12-in. opal globe..	18	30061	6.45	30062	6.65
With 6-in. holder only...	8	30063	4.25	30064	4.45
With 8-in. holder only...	7 1/2	30065	4.45	30066	4.65

For galvanized gooseneck, add 25 cents list; for galvanized wall flange, add 15 cents list. For sign on globe, add \$1.50 for less than 20 letters; \$3.00 list for 20 or more.

ENTRANCE BRACKETS

With Sol-lux Concentric Dome Reflector

Consists of a 4-foot gooseneck of 3/4-inch pipe, terminating in a vertical piece of 1/2-inch pipe, which allows the hood to be raised for making connections. The wall flange slips over the pipe and fastens with a set screw.



Entrance Bracket with Concentric Reflector and Opal Globe

With Sol-lux Holder (4-inch Fitter) and 20-inch Concentric Dome Reflector					
With 8x12-in. opal globe..	37	30067	11.95	30068	12.15
With Acorn Diffuser.....	37	30069	12.95	30070	13.15
With 4-in. holder only...	24	30071	6.25	30072	6.45
With reflector, without globe.....	27	30073	8.85	30074	9.05

For galvanized bracket, add \$1.00 list.

INDEX TO TRADE NUMBERS


Trade No.	Page	Trade No.	Page	Trade No.	Page
20001-20048.....	4	21263-21287.....	18	23495.....	38
20049-20099.....	5	21288, 21289.....	50	23500-23504.....	34
20399-20415.....	12	21362-21364.....	15	23692-23696.....	38
20480-20490.....	14	21400-21434.....	14	23995-23999.....	39
20495-20512.....	15	21439-21441.....	15	30001-30036.....	60
20537-20579.....	16	21451, 21462.....	14	30037-30074.....	61
20586-20645.....	17	21466-21483.....	13	211040-211300....	56
20680-20697.....	18	21484-21486.....	14	212040-212300....	57
20698-20703.....	17	21487-21498.....	15	213025-213300....	58
20704-20709.....	18	21499.....	13	214040-215200....	59
20746, 20747.....	25	21521-21530.....	6	221040-221300....	56
20750-20752.....	5	21531-21612.....	7	222000-222500....	57
20753-20755.....	7	21682-21713.....	9	223040-223250....	58
20756, 20757.....	8	21791-21793.....	48	224040-224300....	59
20761-20770.....	19	21817-21821.....	46	231000, 231500....	56
20782-20805.....	20	21830-21833.....	48	233000-233500....	58
20806-20822.....	21	21835-21842.....	47	234000, 234500....	59
20823-20835.....	22	21843-21919.....	8	251040-251300....	56
20836-20851.....	23	21923-21940.....	10	252040-252300....	57
20852-20859.....	24	21941-21950.....	11	253040-253300....	58
20862-20867.....	25	21951-21986.....	12	254040-255200....	59
20868-20884.....	26	21987, 21988.....	11	311040-311300....	56
20885-20901G....	27	21990-21999.....	16	312040-312300....	57
20908-20945.....	28	22001-22039.....	32	313025-313300....	58
20946-20991.....	29	22051-22069.....	40	314040-314300....	59
20992-21033.....	30	22071-22089.....	41	321040-321300....	56
21034A-21061A...	31	22090-22096.....	44	322000-322500....	57
21105-21109.....	36	22111-22132.....	42	323040-323300....	58
21111, 21112.....	50	22152-22371.....	45	324040-324300....	59
21115, 21116.....	49	22426-22437.....	43	331000, 331500....	56
21117-21121.....	37	22438-22440.....	44	333000-333500....	58
21138-21144.....	49	22441, 22442.....	25	334000, 334500....	59
21145-21148.....	50	22443-22471.....	45	361040-361300....	56
21180-21197.....	51	22477-22499.....	48	362040-362300....	57
21198-21209.....	52	23000.....	38	363040-363300...	58
21218-21229.....	53	23005-23009.....	35	364040-364300....	59
21230-21244.....	54	23034-23038.....	39		
21245-21248.....	47	23051-23156.....	49		

INDEX TO CONTENTS

	Page
A	
Ajax Cross-Arms.....	24
Arcade Sign Posts.....	45
Arms, Brace.....	15
Break.....	28
Clamp.....	28
Cross.....	15, 24, 25
Feeder.....	30
Mast.....	17, 18
Spreader.....	25
B	
Banner Core Rope.....	26
Bodies, Streethood.....	4, 5, 9
Bolts, Foundation.....	49
Suspension Insulated.....	27
Boxes, Shunt, Streethood.....	15
Brace Arms.....	15
Brackets, Arc.....	16
Arcadian.....	6
Avenue.....	10
Boulevard.....	6, 10
Cable, Iron.....	29
Cast Scroll.....	11
Ceiling.....	30
Commerce.....	47
Corinthian.....	11
Corner.....	29
Corridor.....	47
Eastern.....	10
Entrance.....	11, 61
High Voltage.....	10
Imperial.....	6
Inner-Wired.....	11
Iron.....	10, 29
Majestic.....	6, 11
Midget.....	47
Ornamental.....	45, 47
Poletop.....	29
Railway.....	10
Reversible.....	47
Spartan.....	6, 11, 61
Standard.....	10, 61
Street.....	6, 10, 11, 61
Trolley, Cluster.....	45
Trolley, Sol-Lux.....	45
Urban.....	10
Wall.....	11, 29, 61
Break Arms.....	28
Bridge Newels.....	46
Broadway Posts.....	38, 41
C	
Center Hoods.....	12
Chain, Fixture.....	60
Chicago Posts.....	38, 42
Clamps, Chain.....	26
Rope.....	26
Cleats, Rope.....	26
Colony Posts.....	40
Compensators, Ornamental Post.....	48
Crooks, Driveway.....	52
Entrance.....	54
Interurban.....	53
Lawn.....	54
Park.....	52
Platform.....	54
Street.....	51
Urban.....	53
Village.....	51
Cross-Arms.....	15, 24, 25
Ajax.....	24

	Page
Cross-Arms, Economy.....	25
Grip.....	25
High Voltage.....	24
Jupiter.....	24
Strain.....	25
Triple Insulation.....	24
Cut-Out Pulleys, Arc Lamp.....	19
D	
Driveway Crooks.....	52
E	
Ebony Wire Rope.....	26
Enamel.....	27
Entrance Brackets.....	11, 61
Crooks.....	54
F	
Featherweight Spreaders.....	25
Feeder Arms.....	30
Film Sockets.....	13, 14
Fixtures, Arc.....	16
Pole, Pulley.....	16
Sol-Lux.....	60, 61
Wall, Pulley.....	16
Flaming Arc Brackets.....	16
Arc Lamp Posts.....	50
Flanges.....	14, 15
Forks, Insulated.....	27
Socket.....	14
G	
Gate Post Newels.....	46
Globe Holders.....	60
Globes, Ornamental Post.....	46, 48
Goosenecks.....	15
Ground Sections, Ornamental Post.....	49
Guide Spreaders.....	25
H	
Handles, Pinion, Pole and Windlass.....	22
Heads, Post.....	49
Pot.....	49
Hoisting Rope.....	26
Holder, Globe.....	60
Reflector.....	55, 60
Hoods, Center.....	12
I	
Information, Useful.....	2, 3, 33
Inner-Rope Mast Arms.....	18
Pulleys.....	20
Insulator Pins.....	30
Insulators, Arc Lamp.....	23
High Voltage.....	23, 24
Hood.....	15
Jupiter.....	23
Swinging.....	23
Tree.....	23
Wire Rope.....	27
Interurban Crooks.....	53
Swan Neck Posts.....	53
Inverted Arc Lamp Posts.....	44, 45
J	
Jumbo Pulleys.....	21
K	
Knobs, Clamp, Pulley.....	20
L	
Lamp-Supporting Pulleys.....	20
Lawn Crooks.....	54
Locks, Pole.....	26

M	Page	R	Page
Mast Arm Pulleys.....	20	Pulleys, Roof.....	21
Arms.....	17, 18	Sleeve.....	21
Mazdaarcs.....	31	Swivel Pole.....	21
Midway Posts.....	39	Tail.....	22
Midget Pulleys.....	12	R	
Mogul Sockets.....	14	Railway Brackets.....	10
N		Reactance Sockets.....	14
Newel Posts.....	46	Reflector Enamel.....	27
O		Reflectors, Aluminum.....	56-59
Ornamental Posts.....	34-46, 48-54	Distributing.....	58, 59
Outrigger Pulleys.....	21	Enameled.....	56-59
Outriggers, Pulleyed, Scroll.....	16	Extensive.....	56
P		Industrial, Sol-Lux.....	55-59
Paint.....	27	Intensive.....	57
Park Crooks.....	52	Porcelain.....	56-59
View Posts.....	43	Regent Film Sockets.....	13
Pendants, Sol-Lux.....	32	Rings, Suspension, Insulated.....	60
Pinion Handles, Pole and Windlass.....	22	Roof Pulleys.....	21
Pins.....	30	Rope.....	26
Pipe Paint.....	27	S	
Plates, Corner.....	15	Sections, Ground, Ornamental Post.....	49
Pole.....	15	Series Sockets.....	13, 14
Platform Crooks.....	54	Shunt Boxes, Streethood.....	15
Plaza Posts.....	39	Sign Posts, Arcade.....	45
Pole Fixtures, Pulley.....	16	Sleeve Pulleys.....	21
Housing Pulleys.....	22	Socket Forks.....	14
Locks.....	26	Sockets, Film.....	13, 14
Plates.....	15	Mogul.....	14
Pulleys, Midget.....	12	Series.....	13, 14
Steps.....	27	Streethood.....	13, 14
Tops.....	16, 30	Spartan Brackets.....	6, 11, 61
Windlasses.....	22	Spreader Arms.....	25
Poles, Iron.....	34-46, 48-54	Standards, Street Lighting.....	34-54
Poletop Brackets.....	29	Stems, Fixture.....	60
Post Heads.....	49	Steps, Pole.....	27
Tops, Ornamental.....	48	Strain Cross-Arms.....	25
Posts, Arc Lamp.....	44, 45, 50-53	Street Lighting Posts.....	34-46, 48-54
Avenue.....	35	Streethood Brackets.....	6, 10, 11
Boulevard.....	37	Enamel.....	27
Broadway.....	38, 41	Forks.....	14
Capitol.....	41, 44	Paint.....	27
Chicago.....	38, 42	Shunt Boxes.....	15
Colony.....	40	Sockets.....	13, 14
Commonwealth.....	34	Streethoods.....	4, 5, 7-9, 12
Continental.....	40, 44	Always Level.....	12
Midway.....	39	Looped.....	12
Newel.....	46	Swinging.....	12
Octagonal.....	42	Suspension Bolts, Insulated.....	27
Ornamental.....	34-46, 48-54	Parts.....	60
Park View.....	43	Rings, Insulated.....	60
Plaza.....	39	Swinging Streethoods.....	12
Riverside.....	36	T	
Sign, Arcade.....	45	Tail Pulleys.....	22
Street Lighting.....	34-46, 48-54	Tops, Pole.....	16, 30
Swan Neck, Interurban.....	53	Post, Ornamental.....	48
Villa.....	43	Tree Insulators.....	23
Whiteway.....	38, 40, 41, 44	Trimmers' Rope.....	26
Pothheads.....	49	Trolley Brackets.....	45
Pulley Fixtures.....	16	Trusses, Incandescent.....	18
Pulleys.....	19-22	Turnbuckles, Insulated.....	27
Ceiling.....	21	U	
Changeable, Midget.....	12	Urban Brackets.....	10
Cut-Out, Arc Lamp.....	19	Crooks.....	53
Duplex Pole.....	21	V	
Inner-Rope.....	20	Ventilators, Ornamental Post.....	46, 48
Interchangeable.....	21	Villa Posts.....	43
Jumbo Pole.....	21	Village Crooks.....	51
Lamp-Supporting.....	20	W	
Mast Arm.....	20	Wall Brackets.....	11, 29, 61
Outrigger.....	21	Whiteway Posts.....	38, 40, 41, 44
Petite.....	12	Windlasses.....	22
Pole, Midget.....	12		
Pole Housing.....	22		



Digitized by:



ASSOCIATION FOR
PRESERVATION TECHNOLOGY,
INTERNATIONAL

BUILDING
TECHNOLOGY
HERITAGE
LIBRARY

www.apti.org

From the collection of:

CANADIAN CENTRE FOR ARCHITECTURE /
CENTRE CANADIEN D'ARCHITECTURE

www.cca.qc.ca

